



Start: 2022-09-01  
End: 2022-09-08  
Times: 0:15-23:59

# Classification by Direction

1210 FLAMBEAU ST, EB

Days Included: Tu W  
Speed Range: 15-50 mph  
Lanes Included: 1, 2

Date	Time	Direction	Small (Class 1)	Medium (Classes 2 & 3)	Large (Classes 4-12)	Average Total
2022-09-06	9:45	WB	0	4	0	4
2022-09-06		EB	0	2	0	2
2022-09-06	10:00	WB	0	1	0	1
2022-09-06	10:15	WB	0	3	0	3
2022-09-06		EB	1	1	0	2
2022-09-06	10:30	WB	0	1	0	1
2022-09-06		EB	0	3	0	3
2022-09-06	10:45	WB	0	2	0	2
2022-09-06	11:00	WB	0	3	0	3
2022-09-06		EB	1	1	0	2
2022-09-06	11:30	WB	0	2	0	2
2022-09-06		EB	0	1	0	1
2022-09-06	11:45	WB	0	2	0	2
2022-09-06		EB	0	1	0	1
2022-09-06	12:00	WB	0	4	0	4
2022-09-06		EB	0	1	0	1
2022-09-06	12:15	WB	0	1	0	1
2022-09-06		EB	0	1	0	1
2022-09-06	12:30	EB	0	5	0	5
2022-09-06	12:45	EB	1	0	0	1
2022-09-06	13:00	WB	1	0	1	2
2022-09-06		EB	0	5	0	5
2022-09-06	13:15	WB	0	1	0	1
2022-09-06		EB	1	4	0	5
2022-09-06	13:30	WB	0	1	0	1
2022-09-06	13:45	EB	0	4	0	4
2022-09-06	14:00	WB	0	5	0	5
2022-09-06	14:15	WB	0	2	0	2
2022-09-06		EB	0	3	1	4
2022-09-06	14:30	WB	0	1	0	1



Start: 2022-09-01  
End: 2022-09-08  
Times: 0:15-23:59

# Classification by Direction

1210 FLAMBEAU ST, EB

Days Included: Tu W  
Speed Range: 15-50 mph  
Lanes Included: 1, 2

Date	Time	Direction	Small (Class 1)	Medium (Classes 2 & 3)	Large (Classes 4-12)	Average Total
2022-09-06		EB	0	1	0	1
2022-09-06	14:45	EB	0	1	0	1
2022-09-06	15:00	WB	0	1	0	1
2022-09-06		EB	0	3	0	3
2022-09-06	15:15	WB	0	5	0	5
2022-09-06		EB	0	1	0	1
2022-09-06	15:30	WB	0	4	0	4
2022-09-06		EB	0	2	0	2
2022-09-06	15:45	WB	0	3	0	3
2022-09-06		EB	0	1	0	1
2022-09-06	16:00	WB	0	1	0	1
2022-09-06		EB	0	2	0	2
2022-09-06	16:15	WB	0	4	0	4
2022-09-06		EB	0	3	0	3
2022-09-06	16:30	WB	0	13	0	13
2022-09-06		EB	0	2	0	2
2022-09-06	16:45	WB	0	8	0	8
2022-09-06		EB	0	9	1	10
2022-09-06	17:00	WB	0	1	0	1
2022-09-06		EB	1	4	0	5
2022-09-06	17:15	WB	0	0	1	1
2022-09-06		EB	0	4	0	4
2022-09-06	17:30	WB	0	2	0	2
2022-09-06		EB	0	1	0	1
2022-09-06	17:45	WB	0	1	0	1
2022-09-06		EB	0	1	0	1
2022-09-06	18:15	EB	0	2	0	2
2022-09-06	18:30	WB	0	2	0	2
2022-09-06		EB	0	2	0	2
2022-09-06	18:45	EB	0	3	0	3



Start: 2022-09-01  
End: 2022-09-08  
Times: 0:15-23:59

# Classification by Direction

1210 FLAMBEAU ST, EB

Days Included: Tu W  
Speed Range: 15-50 mph  
Lanes Included: 1, 2

Date	Time	Direction	Small (Class 1)	Medium (Classes 2 & 3)	Large (Classes 4-12)	Average Total
2022-09-06	19:00	EB	0	2	0	2
2022-09-06	19:15	WB	0	2	0	2
2022-09-06		EB	0	2	0	2
2022-09-06	19:30	WB	0	1	0	1
2022-09-06		EB	0	2	0	2
2022-09-06	20:15	WB	0	1	0	1
2022-09-06		EB	0	1	0	1
2022-09-06	20:30	EB	0	1	0	1
2022-09-06	20:45	WB	0	1	0	1
2022-09-06	21:00	EB	0	1	0	1
2022-09-06	21:15	EB	0	1	0	1
2022-09-06	21:30	WB	0	2	0	2
2022-09-06	21:45	EB	1	1	0	2
2022-09-06	22:00	WB	0	1	0	1
2022-09-06	22:15	EB	0	1	0	1
2022-09-06	22:30	EB	0	1	0	1
2022-09-06	23:30	WB	0	2	0	2
2022-09-07	0:15	EB	0	1	0	1
2022-09-07	1:00	WB	0	1	0	1
2022-09-07	5:00	WB	0	1	0	1
2022-09-07		EB	0	1	0	1
2022-09-07	5:30	WB	0	1	0	1
2022-09-07		EB	0	1	0	1
2022-09-07	6:15	WB	0	1	0	1
2022-09-07	6:30	EB	0	1	0	1
2022-09-07	7:15	WB	0	3	0	3
2022-09-07	7:30	WB	0	7	0	7
2022-09-07		EB	0	4	0	4
2022-09-07	7:45	WB	0	5	0	5
2022-09-07		EB	0	4	0	4



Start: 2022-09-01  
End: 2022-09-08  
Times: 0:15-23:59

# Classification by Direction

1210 FLAMBEAU ST, EB

Days Included: Tu W  
Speed Range: 15-50 mph  
Lanes Included: 1, 2

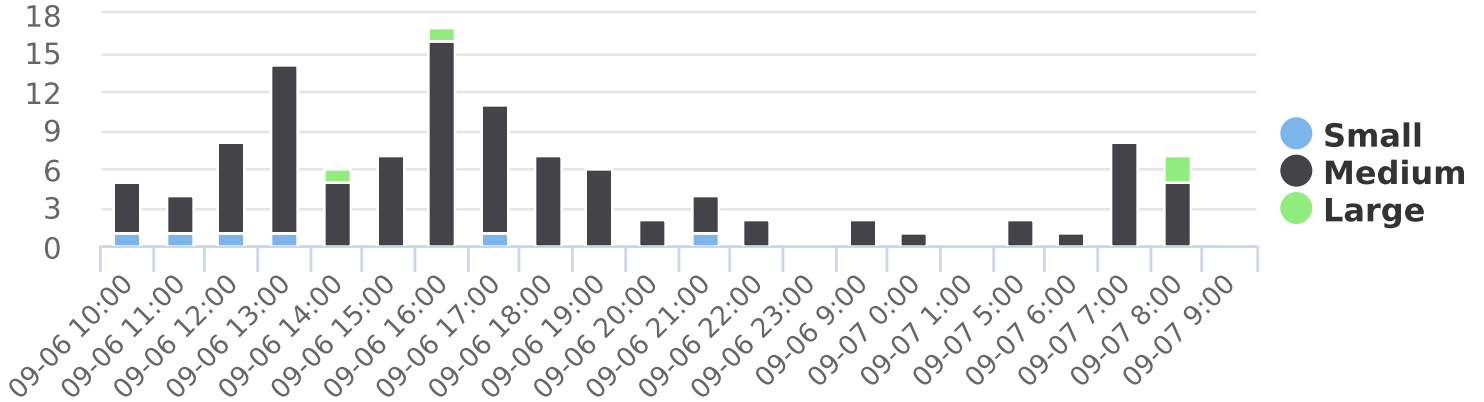
Date	Time	Direction	Small (Class 1)	Medium (Classes 2 & 3)	Large (Classes 4-12)	Average Total
2022-09-07	8:00	WB	0	0	1	1
2022-09-07	8:15	WB	0	3	0	3
2022-09-07		EB	0	1	2	3
2022-09-07	8:30	WB	0	6	0	6
2022-09-07		EB	0	3	0	3
2022-09-07	8:45	WB	0	1	0	1
2022-09-07		EB	0	1	0	1
2022-09-07	9:15	WB	0	1	1	2
<b>Average</b>			<b>0.1 (3.0%)</b>	<b>2.3 (93.7%)</b>	<b>0.1 (3.4%)</b>	<b>2.4</b>
<b>Total</b>			<b>7</b>	<b>222</b>	<b>8</b>	<b>237</b>



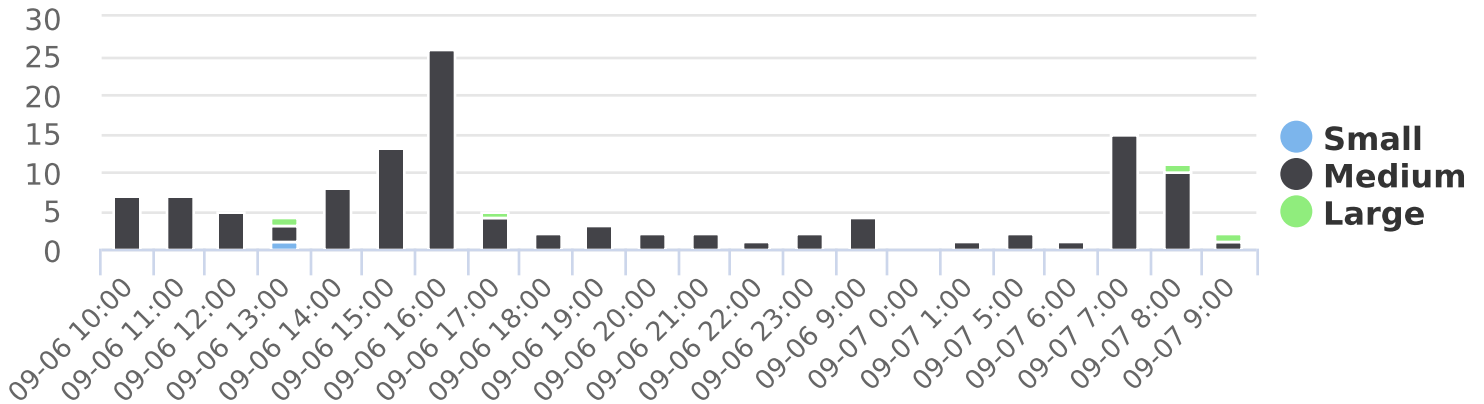
Start: 2022-09-01  
 End: 2022-09-08  
 Times: 0:15-23:59

Days Included: Tu W  
 Speed Range: 15-50 mph  
 Lanes Included: 1, 2

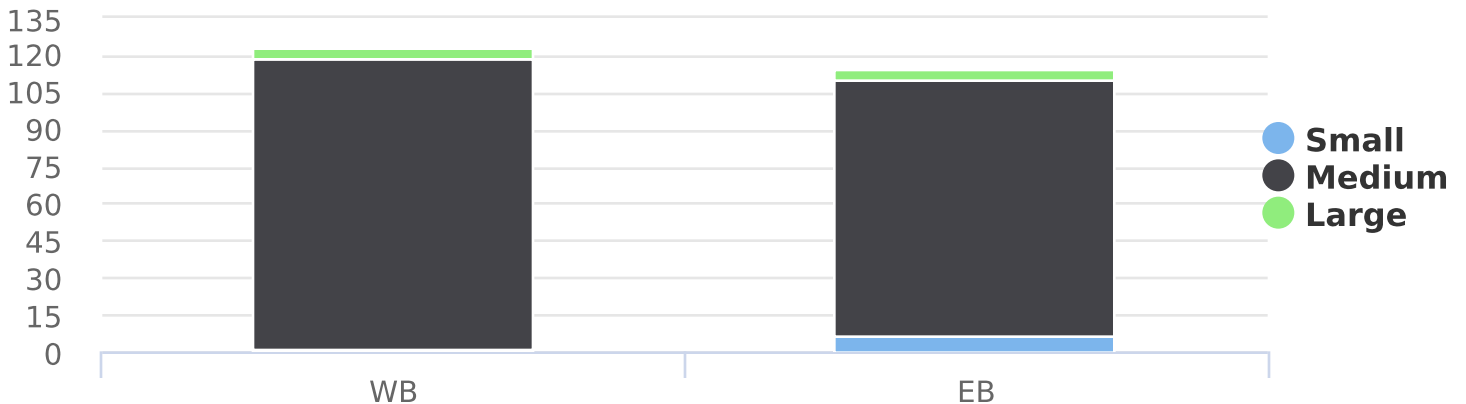
Hourly Count - EB



Hourly Count - WB



Total Class Count by Direction





Days Included: Tu W  
 Start: 2022-09-01  
 End: 2022-09-08  
 Times: 8:00-23:59

**Volume by Time**  
 1210 FLAMBEAU ST, EB

Speed Bins: Size 10, Range 15 to 50  
 Time View: By Day (Total Volumes)

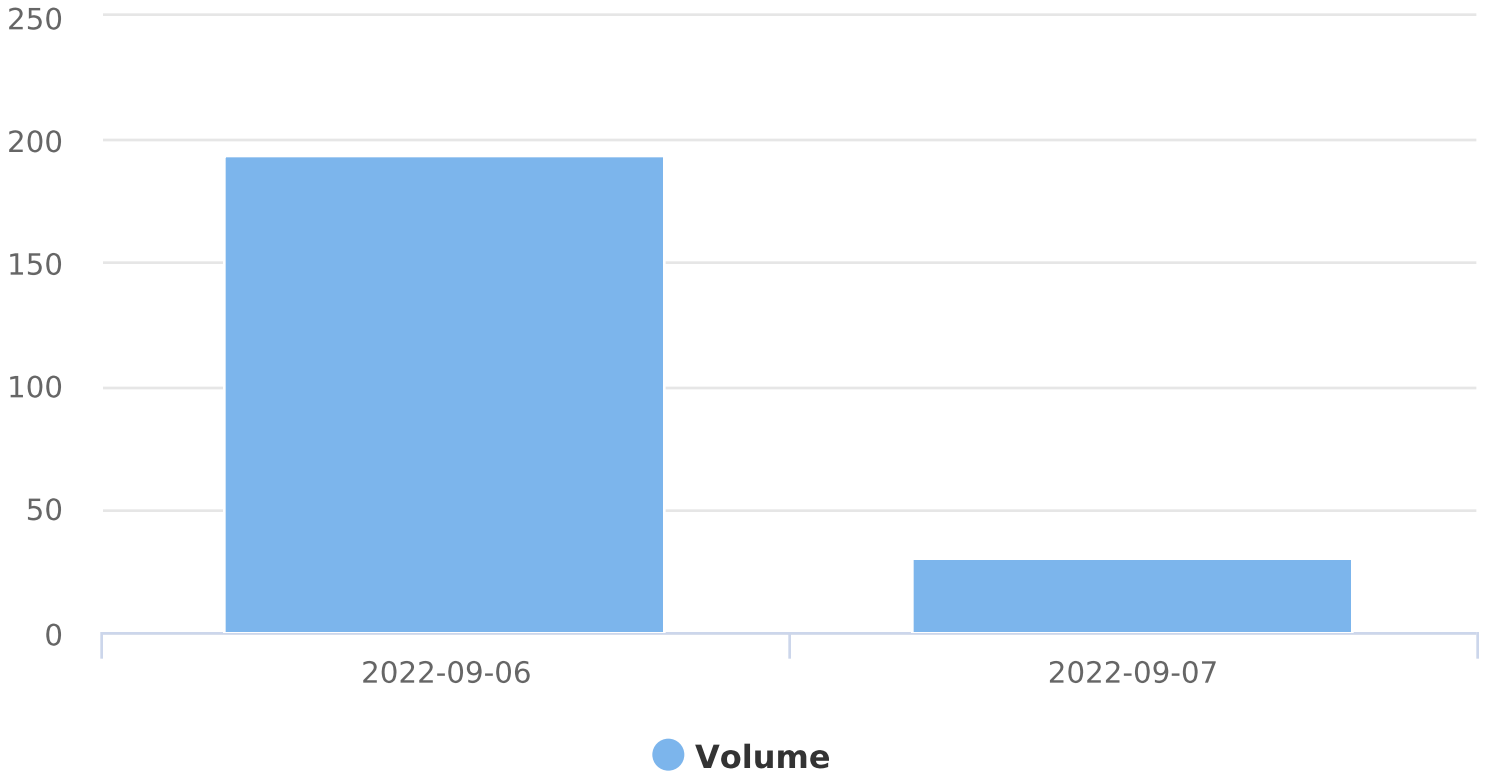
Date	08:00	09:00	10:00	11:00	12:00	13:00	14:00	15:00	16:00	17:00	18:00	19:00	20:00	21:00	22:00	23:00	Total
09-06	n/a	n/a	16	10	17	16	17	17	29	34	10	13	3	5	5	2	194
09-07	24	6	n/a	n/a	n/a	n/a	n/a	n/a	n/a	n/a	n/a	n/a	n/a	n/a	n/a	n/a	30
<b>Total</b>	24	6	16	10	17	16	17	17	29	34	10	13	3	5	5	2	224



Days Included: Tu W  
Start: 2022-09-01  
End: 2022-09-08  
Times: 8:00-23:59

Speed Bins: Size 10, Range 15 to 50  
Time View: By Day (Total Volumes)

### Daily Total Volume





Start: 2022-09-02  
End: 2022-09-08  
Times: 0:15-23:59

# Classification by Direction

2311 S 12TH STREET, SB

Days Included: W Th  
Speed Range: 15-50 mph  
Lanes Included: 1, 2

Date	Time	Direction	Small (Class 1)	Medium (Classes 2 & 3)	Large (Classes 4-12)	Average Total
2022-09-07	9:45	SB	0	1	0	1
2022-09-07	10:30	NB	0	1	0	1
2022-09-07	10:45	NB	0	1	0	1
2022-09-07	11:15	SB	0	1	0	1
2022-09-07	11:45	NB	0	1	0	1
2022-09-07		SB	0	1	0	1
2022-09-07	12:00	NB	0	2	0	2
2022-09-07	12:15	NB	0	3	0	3
2022-09-07		SB	0	3	0	3
2022-09-07	12:30	NB	0	3	0	3
2022-09-07		SB	0	1	0	1
2022-09-07	13:00	SB	0	2	0	2
2022-09-07	13:15	NB	0	1	0	1
2022-09-07	13:30	NB	0	1	0	1
2022-09-07	14:00	NB	0	1	0	1
2022-09-07	14:15	NB	0	1	0	1
2022-09-07		SB	0	1	0	1
2022-09-07	14:45	NB	0	1	0	1
2022-09-07		SB	0	2	0	2
2022-09-07	15:00	SB	0	1	0	1
2022-09-07	15:15	NB	0	2	0	2
2022-09-07	15:30	NB	0	1	0	1
2022-09-07		SB	0	1	0	1
2022-09-07	15:45	SB	0	1	0	1
2022-09-07	16:00	SB	0	1	0	1
2022-09-07	16:15	NB	0	1	0	1
2022-09-07		SB	0	1	0	1
2022-09-07	16:30	SB	0	1	0	1
2022-09-07	16:45	NB	0	2	0	2
2022-09-07	17:00	NB	0	1	0	1





Start: 2022-09-02  
End: 2022-09-08  
Times: 0:15-23:59

# Classification by Direction

2311 S 12TH STREET, SB

Days Included: W Th  
Speed Range: 15-50 mph  
Lanes Included: 1, 2

Date	Time	Direction	Small (Class 1)	Medium (Classes 2 & 3)	Large (Classes 4-12)	Average Total
2022-09-07		SB	0	1	0	1
2022-09-07	17:15	NB	0	1	0	1
2022-09-07		SB	0	1	0	1
2022-09-07	17:45	SB	0	1	0	1
2022-09-07	18:00	NB	0	2	0	2
2022-09-07	18:15	NB	0	2	0	2
2022-09-07	18:30	NB	0	1	0	1
2022-09-07	19:30	SB	0	1	0	1
2022-09-07	20:00	SB	0	1	0	1
2022-09-07	20:30	SB	0	1	0	1
2022-09-07	20:45	NB	0	1	0	1
2022-09-07	22:30	SB	0	1	0	1
2022-09-07	23:15	SB	0	1	0	1
2022-09-08	6:15	NB	0	1	0	1
2022-09-08		SB	0	1	0	1
2022-09-08	6:45	NB	0	3	0	3
2022-09-08		SB	0	1	0	1
2022-09-08	7:00	NB	0	1	0	1
2022-09-08	7:15	SB	0	1	0	1
2022-09-08	7:30	NB	0	1	0	1
2022-09-08	8:00	NB	0	1	0	1
2022-09-08	8:30	SB	0	1	0	1
2022-09-08	8:45	SB	0	1	0	1
2022-09-08	9:45	NB	0	1	0	1
2022-09-08		SB	0	1	0	1
2022-09-08	10:00	NB	0	1	0	1
2022-09-08	11:45	NB	0	1	0	1
2022-09-08		SB	0	1	0	1
2022-09-08	12:00	SB	0	1	0	1



Start: 2022-09-02  
End: 2022-09-08  
Times: 0:15-23:59

Days Included: W Th  
Speed Range: 15-50 mph  
Lanes Included: 1, 2

# Classification by Direction

2311 S 12TH STREET, SB

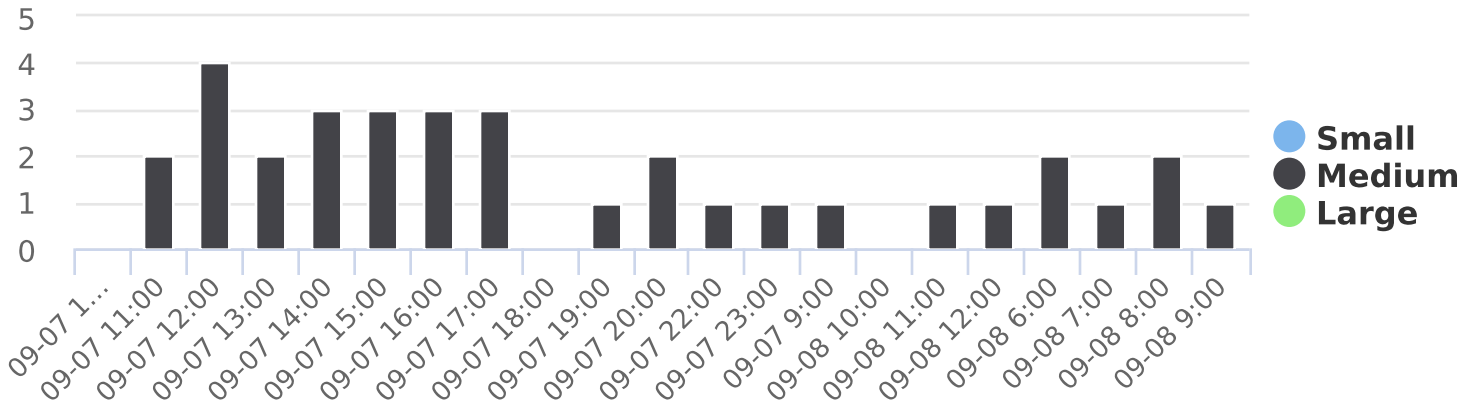
<b>Average</b>	<b>0.0</b> <b>(0.0%)</b>	<b>1.3</b> <b>(100.0%)</b>	<b>0.0</b> <b>(0.0%)</b>	<b>1.3</b>
<b>Total</b>	<b>0</b>	<b>74</b>	<b>0</b>	<b>74</b>



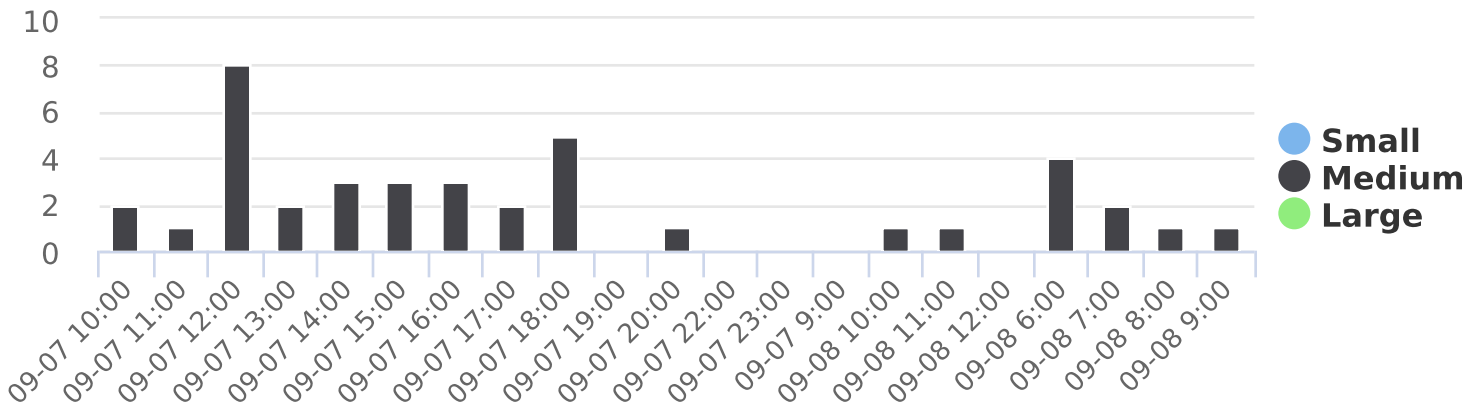
Start: 2022-09-02  
 End: 2022-09-08  
 Times: 0:15-23:59

Days Included: W Th  
 Speed Range: 15-50 mph  
 Lanes Included: 1, 2

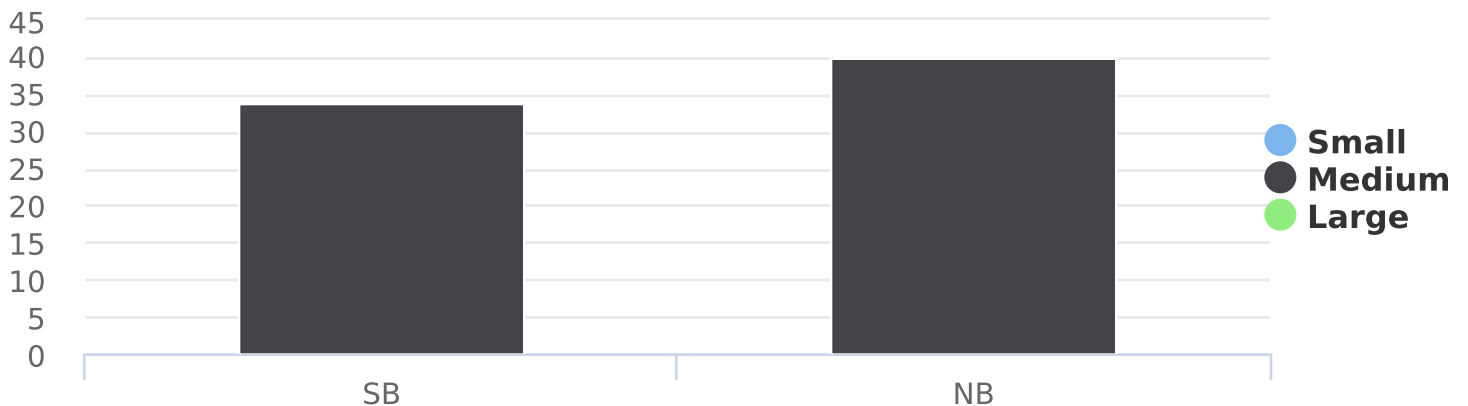
Hourly Count - SB



Hourly Count - NB



Total Class Count by Direction





Days Included: W Th  
Start: 2022-09-02  
End: 2022-09-08  
Times: 0:00-23:59

Speed Bins: Size 10, Range 15 to 50  
Time View: By Day (Total Volumes)

Date	00:00	01:00	02:00	03:00	04:00	05:00	06:00	07:00	08:00	09:00	10:00	11:00	12:00	13:00	14:00	15:00	16:00	17:00	18:00	19:00	20:00	21:00	22:00	23:00	Total
09-07	n/a	n/a	n/a	n/a	n/a	n/a	n/a	n/a	n/a	n/a	2	2	15	6	5	11	6	9	7	3	3	3	1	2	75
09-08	n/a	n/a	n/a	n/a	n/a	n/a	3	7	5	2	3	n/a	3	n/a	n/a	n/a	n/a	n/a	n/a	n/a	n/a	n/a	n/a	n/a	23
<b>Total</b>	null	null	null	null	null	null	3	7	5	2	5	2	18	6	5	11	6	9	7	3	3	3	1	2	98



Days Included: W Th  
Start: 2022-09-02  
End: 2022-09-08  
Times: 0:00-23:59

Speed Bins: Size 10, Range 15 to 50  
Time View: By Day (Total Volumes)

### Daily Total Volume

