

15-1023

Sandy Ronski

From: Chad Scheinoha
Sent: Friday, September 18, 2015 2:39 PM
To: Sandy Ronski
Cc: Dan Koski; Karen Dorow
Subject: Silver Ridge Park info
Attachments: scan0015.pdf; 15 City of Manitowoc-Silver Ridge Park Quote 090815.pdf; 30-88884-1_CustProposal_BK_SilverRidgePark.pdf; 30-88884-1A0000 copy_BK_SilverRidgePark.jpg; 30-88884-1B0000 copy_BK_SilverRidgePark.jpg

Please attach this to the P & R agenda. You can attach my remarks below for the location as well. Planning and Engineering have agreed.

- 1) I feel this is the best location due the proximity to streets, lots, and topo. It has the most access right now, and with really no further development planned for this park at this point, I think the proposed parking lot can be moved later if it ever happens. This location would leave room for restrooms and a road into the park off of either road abutting this corner.
- 2) This would be my second choice. It is the next closest area to the entrance of the park as well as the lots, that is relatively flat. This would allow for future construction of the proposed parking lot. The bad part would be that right now it will be a long walk from the entrance unless users trespass on private undeveloped lots.
- 3) This is similar to #2, only a little further back in the park.

Chad J. Scheinoha

City of Manitowoc, Dept. of Public Infrastructure
(Park, Cemetery, Lift Bridge and Electrical Operations)
(920)686-6512
(920)374-0402

Printed from Advanced Access GIS Viewer

05283330410100
5.075 ac.

05269200701000
11.02 ac.

CITY OF
MANITOWOC

05283330410100
5.075 ac.

MEADOWS PARK DR

SILVERIDGE

CROSSING MEADOWS DR

TWIN PONDS DR

Manitowoc County, WI

Author:
Date Printed: 8/26/2015



The burden for determining fitness for use rests entirely upon the user of this website. Manitowoc County and its co-producers will not be liable in any way for accuracy of the data and they assume no responsibility for direct, indirect, consequential, or other damages.



Phone 608.643.8105 800.953.8700

www.millersaukprairie.com

Fax 608.643.7932

QUOTATION

Date: September 8, 2015
To: City of Manitowoc
Attn: Chad Scheinoha
Project: Silver Ridge Park

MODEL/DESCRIPTION	AMOUNT
Play Equipment and Stone Border	
Design 30-8884-1 BCI Burke Sale Flier Structure 3D-2415	\$ 15,500.00
Stone Border Edging as shown	\$ 2,961.00
Swing as Shown	\$ 2,095.00
Freight for all above	\$ 500.00
Installation for all above in 2016, to be completed with Lincoln Park	\$ 8,950.00

Playground Installation Includes:

- Receiving of materials when installation provided
- Provide & Install Concrete Footings for Play Equipment, on Normal Soil Conditions
- On Site Assembly of Play Equipment
- Installation and Assembly by BCI Burke Authorized Installer

Playground Installation Does Not Include:

- Site Work or Excavation (Playground Area Must be Level Prior to Installation)
- Additional Time & Materials to Prepare Footings in Poor Soil Conditions, Additional Charge May Apply

Surfacing

- 120 cu yds - Best Wood Mat (Engineered Wood Fiber), Delivered	\$ 3,375.00
*To include 20 extra yards to top off Lincoln site	
Receive and Spread of Best Wood	\$ 720.00

Terms: Net 15 From Invoice Date (Note: we apply a 3% surcharge for all credit card purchases)
Est. Ship: Ship by 12-18-15
FOB: Manitowoc, WI
Quote Valid: BCI Burke Anniversary Sale. Order by 11-20-15

*****NOTE*****

- Installation of the materials is the responsibility of the purchaser unless noted.
- Materials will be shipped via common carrier. The purchaser is responsible for receiving (off loading) and storage of all materials.
- Any damages or shortages must be noted on the bill of lading at the time of receiving the materials.

Brenda Kvittek, Sales Representative

BCIBURKE.COM | 800.266.1250




Burke
premier play environments
REINVENTING PLAY™

Exclusive Burke Representative
MILLER & ASSOCIATES GROUP, INC.
DIV. OF
WILLIAMS-SOFTSHELL & METAL
MADE IN WISCONSIN

SILVER RIDGE PARK

PROPOSAL: 30-88884-1

BCIBURKE.COM | 800.266.1250



REINVENTING PLAY™

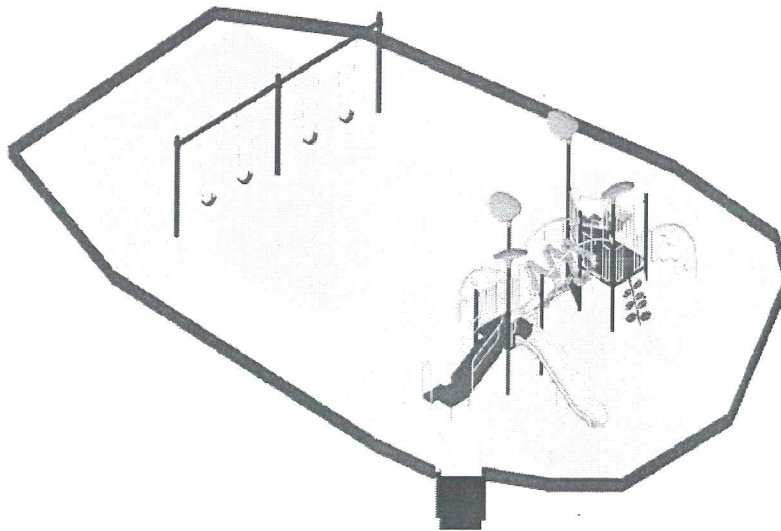
SILVER RIDGE PARK

PROPOSAL: 30-88884-1

Exclusive Burke Representative
MILLER & ASSOCIATES GROUP INC.
STREET • FORTS • PARKS • PLAY
MADE IN WISCONSIN

Silver Ridge Park

Proposal # 30-88884-1
September 08, 2015



Presented by
Miller & Associates – Sauk Prairie, Inc.
and



Design Summary

Miller & Associates is pleased to present this Proposal for consideration for the Silver Ridge Park located in Manitowoc. BCI Burke Company, LLC has been providing recreational playground equipment for over 90 years and has developed the right mix of world-class capabilities to meet the initial and continuing needs of . We believe our proposal will meet or exceed your project's requirements and will deliver the greatest value to you.

The following is a summary of some of the key elements of our Proposal:

- Project Name: Silver Ridge Park
- Project Number: 30-88884-1
- User Capacity: 55
- Age Groups: Ages 5-12 years
- Dimensions: 63' 6" x 40' 4"
- Designer Name: Kari Champeau

Miller & Associates has developed a custom playground configuration based on the requirements as they have been presented for the Silver Ridge Park playground project. Our custom design will provide a safe and affordable playground environment that is aesthetically pleasing, full of fun for all users and uniquely satisfies your specific requirements. In addition, proposal # 30-88884-1 has been designed with a focus on safety, and is fully compliant with ASTM F1487 and CPSC playground safety standards.

We invite you to review this proposal for the Silver Ridge Park playground project and to contact us with any questions that you may have.

Thank you in advance for giving us the opportunity to make this project a success.



SERIES: Voltage, Basics

SITE PLAN

DRAWN BY: Kari Champeau

Silver Ridge Park

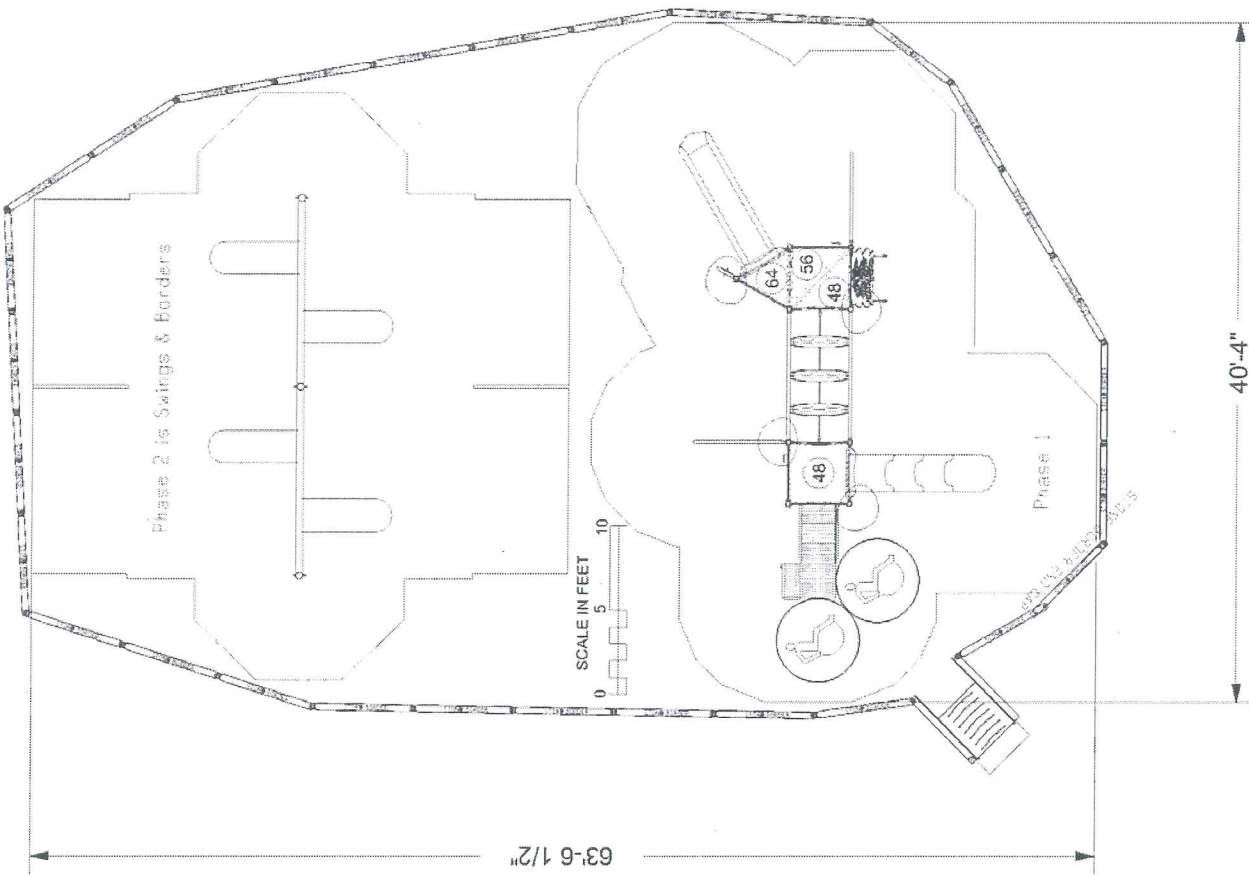
2340 Crossing Meadows Drive

Manitowoc, WI 54220

September 08, 2015

Miller & Associates

30-88884-1



ADA ACCESSIBILITY GUIDELINE (ADAAG CONFORMANCE)

NUMBER OF PLAY EVENTS	12
NUMBER OF ELEVATED PLAY EVENTS	6
NUMBER OF ELEVATED PLAY EVENTS ACCESSIBLE BY RAMP	PROVIDED: 0
NUMBER OF ELEVATED PLAY EVENTS ACCESSIBLE BY TRANSFER SYSTEM	PROVIDED: 3
NUMBER OF ELEVATED PLAY EVENTS ACCESSIBLE BY RAMP OR TRANSFER SYSTEM	PROVIDED: 6
NUMBER OF TYPES OF GROUND LEVEL PLAY EVENTS	PROVIDED: 3
NUMBER OF TYPES OF GROUND LEVEL PLAY EVENTS	PROVIDED: 2

WARNING!

ACCESSIBLE SAFETY SURFACING MATERIAL IS REQUIRED BENEATH AND AROUND THIS EQUIPMENT.
FOR SLIDE FALL ZONE SURFACING AREA SEE CPSC's Handbook for Public Playground Safety.
PLATFORM HEIGHTS ARE IN INCHES ABOVE RESILIENT MATERIAL.

INFORMATION
MINIMUM FALL ZONE SURFACED WITH RESILIENT MATERIAL AREA

1712 SQ.FT.
PERIMETER
276 FT.

STRUCTURE SIZE
63' 6" x 40' 4"
STRUCTURE IS DESIGNED FOR CHILDREN AGES:

- 6-23 MONTH OLDS
- 2-5 YEAR OLDS
- 5-12 YEAR OLDS
- 13 + YEAR OLDS



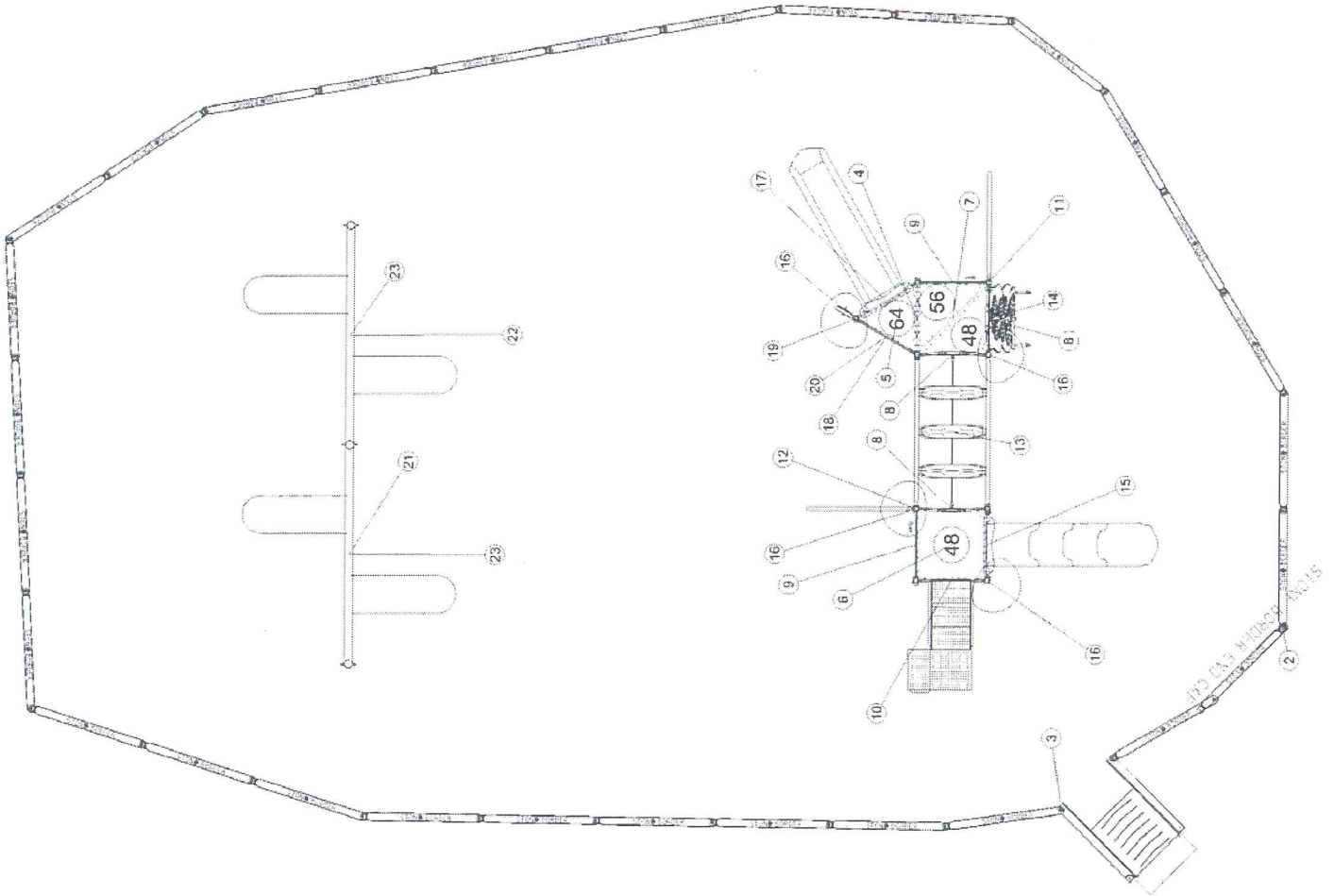
To verify product certification, visit www.ipema.org

The play components identified in this plan are IPEMA certified. The use and layout of these components conform to the requirements of ASTM F1487. To verify product certification, visit www.ipema.org

The space requirements shown here are to ASTM standards. Requirements for other standards may be different.

The use and layout of play components identified in this plan conform to the CPSC guidelines.

ITEM	COMP	DESCRIPTION
1	046-0053	6ft STONEBORDER/2 DRIVE PINS
2	046-0055	END CAP
3	046-0153	BORDER RAMP W/STAKES
4	230-0050	5" CLOSURE PLATE
5	230-0221	TRIANGLE PLATFORM S3P
6	230-0222	SQUARE PLATFORM S3P
7	230-0224	SPLIT SQUARE PLATFORM S3P
8	230-0228	UNITARY ENCLOSURE, S3
9	230-0229	OFF-SET ENCLOSURE, S3
10	330-0712	TRANSFER STATION, HANDRAIL
11	330-0782	POWER PEAK W/OUT PANELS
12	330-0785	CRATER POINT CLIMBER
13	330-0788	TRIGON ARCH, 8'-48"
14	370-0805	JUNGLE VINE CLIMBER, 48"
15	430-0639	VIPER ST 48-56
16	430-0618	PETAL POST TOPPER
17	430-0619	ROCK'N ROLL SLIDE, 64" - 72"
18	530-0624	PIPE WALL, S3
19	530-0716	CLICKER ACTIVITY PANEL
20	530-0774	BRILLE PANEL, BELOW PLATFC
21	550-0093	SINGLE POST SWING ASSEMBLY
22	550-0094	SINGLE POST SWING ADD-ON 5'
23	550-0112	BELT SEAT, 8' PAIR, STD CHAIN



SERIES: Voltage, Basics
 COMPONENT PLAN
 DRAWN BY: Kari Champeau

Silver Ridge Park
 2340 Crossing Meadows Drive
 Manitowoc, WI 54220

September 08, 2015

Miller & Associates
 30-88884-1



SERIES: Voltage, Basics

ELEVATION PLAN

DRAWN BY: Kari Champeau

Silver Ridge Park

2340 Crossing Meadows Drive

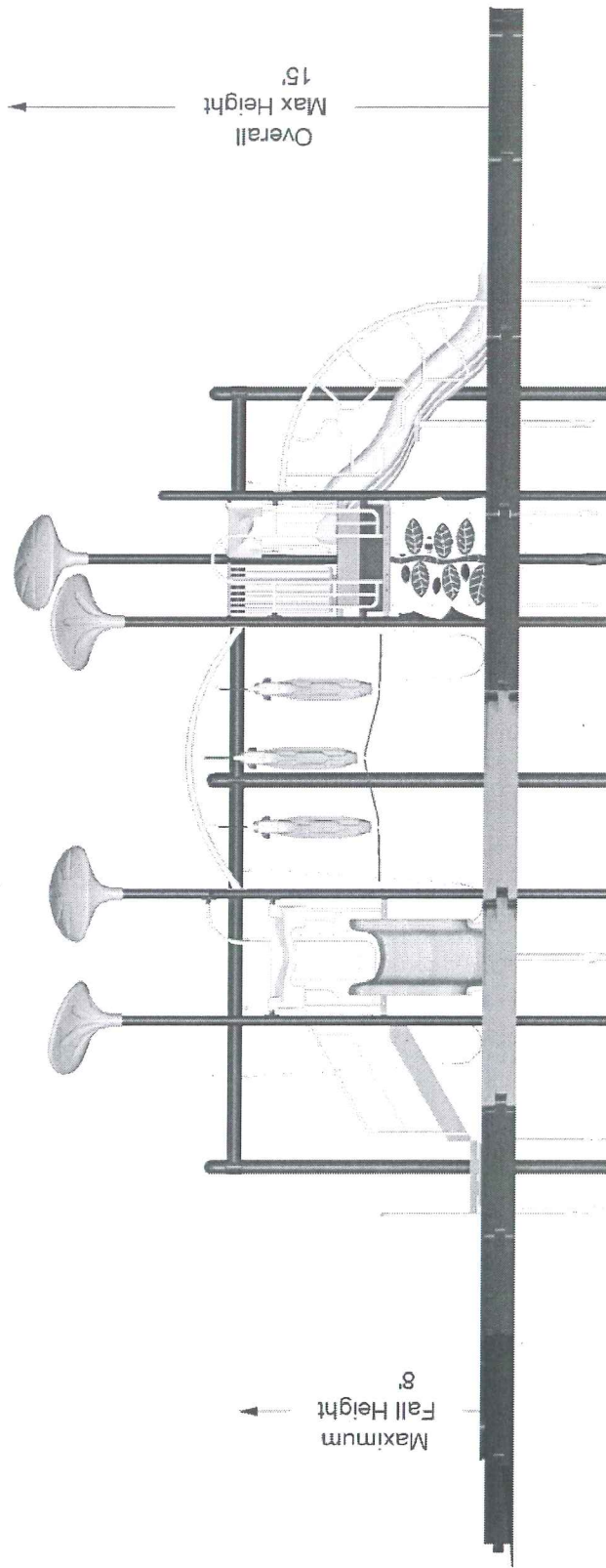
Manitowoc, WI 54220

September 08, 2015

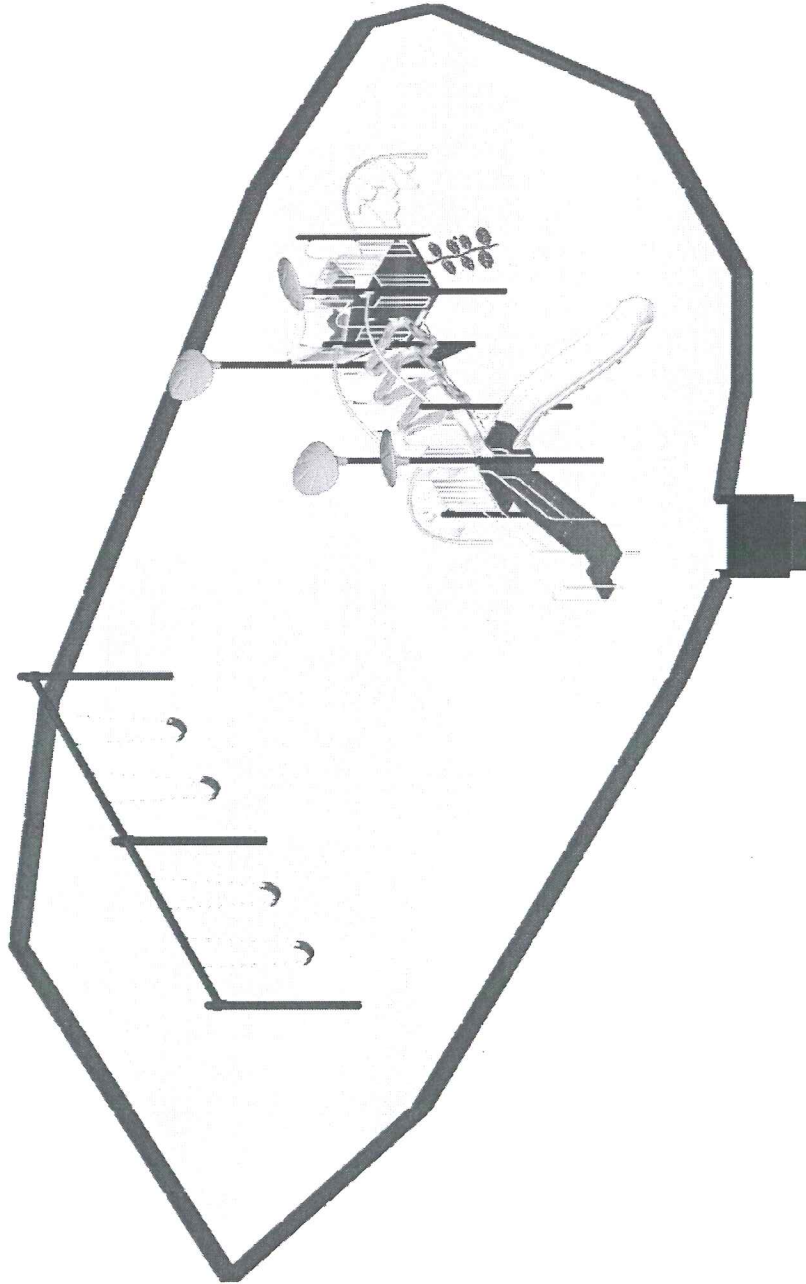
Miller & Associates

30-88884-1

BCI Burke Company, LLC PO Box 549 Fond du Lac, Wisconsin 54936-0549 Telephone 920-921-9220



The protective surfacing for this design must accommodate the critical fall height.



September 08, 2015

SERIES: Voltage, Basics

ISOMETRIC PLAN

DRAWN BY: Kari Champeau

Silver Ridge Park

2340 Crossing Meadows Drive

Manitowoc, WI 54220

Miller & Associates

30-88884-1

BCI Burke Company, LLC PO Box 549 Fond du Lac, Wisconsin 54936-0549 Telephone 920-921-9220

Proposal Prepared for:
 Chad Scheinoha
 Silver Ridge Park
 2340 Crossing Meadows Dr
 Manitowoc, WI 54220

Project Location:
 Silver Ridge Park
 2340 Crossing Meadows Drive
 Manitowoc, WI 54220

Proposal Prepared by:
 Miller & Associates
 P.O. Box 154
 Prairie du Sac, WI 53578
 Phone: 608-643-8105
 Fax: 608-643-7932
 contact@millersaukprairie.com

Brenda Kvitek
 Phone: (612) 209-7011
 brendak@millersaukprairie.com

Component No.	Description	Qty.	User Cap.	Ext. User Cap.	Weight	Ext. Weight
---------------	-------------	------	-----------	----------------	--------	-------------

Phase One

Voltage

230-0050	8" CLOSURE PLATE	1	0	0	9	9
230-0221	TRIANGLE PLATFORM S3P	1	2	2	31	31
230-0222	SQUARE PLATFORM S3P	1	6	6	103	103
230-0224	SPLIT SQUARE PLATFORM S3P	1	4	4	115	115
230-0228	UNITARY ENCLOSURE, S3	3	0	0	34	102
230-0229	OFFSET ENCLOSURE, S3	2	0	0	28	56
330-0712	TRANSFER STATION, HANDRAIL 48"	1	6	6	235	235
330-0782	POWER PEAK W/OUT PANELS	1	8	8	69	69
330-0785	CRATER POINT CLIMBER	1	4	4	112	112
330-0788	TRIGON ARCH, 8"-48"	1	9	9	167	167
370-0805	JUNGLE VINE CLIMBER 48"	1	2	2	85	85
430-0539	VIPER ST 48-56	1	2	2	152	152
430-0618	PETAL POST TOPPER	4	0	0	20	80
430-0619	ROCK'N ROLL SLIDE, 64" - 72"	1	2	2	140	140
530-0624	PIPE WALL, S3	1	0	0	34	34
530-0716	CLICKER ACTIVITY PANEL	1	2	2	10	10
530-0774	BRaille PANEL, BELOW PLATFORM	1	4	4	54	54
600-0103	MAINTENANCE KIT	1	0	0	0	0
600-0104	NPPS SUPERVISION SAFETY KIT	1	0	0	3	3
630-0003	POST ASSY 3 1/2 X 123	1	0	0	45	45
630-0004	POST ASSY 3 1/2 X 139	3	0	0	51	152
630-0017	ROOF POST 3 1/2 X 171	3	0	0	62	185
630-0096	MODULAR HARDWARE	1	0	0	5	5
630-0099	VOLTAGE INSTALLATION KIT	1	0	0	2	2
630-0113	POST ASSY 3 1/2 X 158	1	0	0	58	58
630-0157	ROOF POST, 3 1/2" x 184"	1	0	0	66	66

Phase One User Capacity: 51
 Phase One Weight: 2,071 lbs.

Phase Two

6' Stone Borders

046-0053	6ft STONEBORDER/2 DRIVE PINS	30	0	0	32	960
046-0055	END CAP	1	0	0	4	4
046-0153	BORDER RAMP W/STAKES	1	0	0	167	167

Burke Basics

550-0093	SINGLE POST SWING ASSEMBLY 5"...	1	2	2	220	220
550-0094	SINGLE POST SWING ADD-ON 5" OD	1	2	2	145	145

550-0112	BELT SEAT, 8' PAIR, STD CHAIN	2	0	0	20	40
660-0101	INSTALL KIT, BURKE BASICS - P...	1	0	0	2	2

Phase Two User Capacity: 4
Phase Two Weight: 1,538 lbs.

Total User Capacity: 55
Total Weight: 3,609 lbs.

BCI Burke Generations Warranty™ The Longest and Strongest warranty in the industry

BCI Burke Company, LLC ("Burke") warrants that all standard products are warranted to be free from defects in materials and workmanship, under normal use and service, for a period of one (1) year from the date of invoice.

We stand behind our products.

In addition, the following products are warranted, under normal use and service from the date of invoice as follows:

- One Hundred (100) Year Limited Warranty on aluminum and steel upright posts (including Intensity®, Voltage™, Nucleus™ and Little Buddies®) against structural failure due to corrosion, deterioration or workmanship.
- One Hundred (100) Year Limited Warranty on KoroConnect® clamps against structural failure due to corrosion, deterioration or workmanship.
- One Hundred (100) Year Limited Warranty on Hardware (nuts, bolts, washers)
- One Hundred (100) Year Limited Warranty on bolt-through fastening and clamp systems (Voltage™, Intensity®, Nucleus™ and Little Buddies®).
- Twenty-Five (25) Year Limited Warranty on spring assemblies and aluminum cast animals.
- Fifteen (15) Year Limited Warranty on main structure platforms and decks, metal roofs, table tops, bench tops, railings, loops and rungs.
- Fifteen (15) Year Limited Warranty on all plastic components including StoneBorders against structural failure due to materials or workmanship.
- Ten (10) Year Limited Warranty on ShadePlay Canopies fabric, threads, and cables against degradation, cracking or material breakdown resulting from ultra-violet exposure, natural deterioration or manufacturing defects. This warranty is limited to the design loads as stated in the specifications.
- Ten (10) Year Limited Warranty on NaturePlay® Boulders and GIRC products against structural failure due to natural deterioration or workmanship. Natural wear, which may occur with any concrete product with age, is excluded from this warranty.
- Ten (10) Year Limited Warranty on Full Color Custom Signage against manufacturing defects that cause delamination or degradation of the sign. Full Color Custom Signs also carry a two (2) year warranty against premature fading of the print and graphics on the signs.
- Five (5) Year Limited Warranty on Intensity® cables against premature wear due to natural deterioration or manufacturing defects.
- Five (5) Year Limited Warranty on swing seats and hangers, Kjo Koaster® Trolleys and other moving parts against structural failure due to materials or workmanship.
- Three (3) Year Limited Warranty on electronic panel speakers, sound chips and circuit boards against electronic failure caused by manufacturing defects.

The warranty stated above is valid only if the equipment is erected in conformity with the layout plan and/or installation instructions furnished by BCI Burke Company, LLC using approved parts; have been maintained and inspected in accordance with BCI Burke Company, LLC instructions. Burke's liability and your exclusive remedy hereunder will be limited to repair or replacement of those parts found in Burke's reasonable judgment to be defective. Any claim made within the above stated warranty periods must be made promptly after discovery of the defect. A part is covered only for the original warranty period of the applicable part. Replacement parts carry the applicable warranty from the date of shipment of the replacement from Burke. After the expiration of the warranty period, you must pay for all parts, transportation and service charges.

Burke reserves the right to accept or reject any claim in whole or in part. Burke will not accept the return of any product without its prior written approval. Burke will assume transportation charges for shipment of the returned product if it is returned in strict compliance with Burke's written instructions.

THE FOREGOING WARRANTIES ARE EXCLUSIVE AND IN LIEU OF ANY OTHER WARRANTY, EXPRESS OR IMPLIED, INCLUDING BUT NOT LIMITED TO ANY IMPLIED WARRANTY OR MERCHANTABILITY OR FITNESS FOR A PARTICULAR PURPOSE. IF THE FOREGOING DISCLAIMER OF ADDITIONAL WARRANTIES IS NOT GIVEN FULL FORCE AND EFFECT, ANY RESULTING ADDITIONAL WARRANTY SHALL BE LIMITED IN DURATION TO THE EXPRESS WARRANTIES AND BE OTHERWISE SUBJECT TO AND LIMITED BY THE TERMS OF BURKE'S PRODUCT WARRANTY. SOME STATES DO NOT ALLOW THE EXCLUSION OF CERTAIN IMPLIED WARRANTIES, SO THE ABOVE LIMITATION MAY NOT APPLY TO YOU.

Warranty Exclusions: The above stated warranties do not cover "cosmetic" defects, such as scratches, dents, marring, or fading; damage due to incorrect installation, vandalism, misuse, accident, wear and tear from normal use, exposure to extreme weather, immersion in salt or chlorine water, unauthorized repair or modification, abnormal use, lack of maintenance, or other cause not within Burke's control; and

Limitation of Remedies: Burke is not liable for consequential or incidental damages, including but not limited to labor costs or lost profits resulting from the use of or inability to use the products or from the products being incorporated in or becoming a component of any other product. If, after a reasonable number of repeated efforts, Burke is unable to repair or replace a defective or nonconforming product, Burke shall have the option to accept return of the product, or part thereof, if such does not substantially impair its value, and return the purchase price as the buyer's entire and exclusive remedy. Without limiting the generality of the foregoing, Burke will not be responsible for labor costs involved in the removal of products or the installation of replacement products. Some states do not allow the exclusion of incidental damages, so the above exclusion may not apply to you.

TERMS OF SALE

Pricing: Prices published in this catalog are in USD, are approximate and do not include shipping & handling, surfacing, installation nor applicable taxes. All prices are subject to change without notice. Contact your Burke representative for current pricing. Payments are to be made in USD.

Weights: Weights are approximate and may vary with actual orders.

Installation: All equipment is shipped unassembled. For a list of factory-certified installers in your area, please contact your Burke representative.

Specifications: Product specifications in this catalog were correct at the time of publication. However, product improvements are ongoing at Burke, and we reserve the right to change or discontinue specifications without notice.

Loss or Damage in Transit: A signed bill of lading is our receipt from a carrier that our shipment to you was complete and in good condition upon arrival. Before you sign, please check the Bill of Lading carefully when the shipment arrives to make sure nothing is missing and there are no damages. Once the shipment leaves our plant, we are no longer responsible for any damage, loss or shortage.

For more information regarding the warranty, call Customer Service at 920-921-9220 or 1-800-356-2070.

01/2015