


*Public Infra*  
*3-3-14*

# CITY OF MANITOWOC

WISCONSIN, USA  
www.manitowoc.org



14-183

**DATE:** February 20, 2014

**TO:** Common Council

**FROM:** Dan Koski, P.E.,  
Director of Public Infrastructure

**SUBJECT:** 2013 Annual Report - DNR MS4 General Permit  
(Permit No. WI-S050075-1)

The attached annual report is a requirement of the DNR's MS4 General Stormwater Discharge Permit No. WI-S050075-1. The attached report outlines the accomplishments for calendar year 2013 as well as the status of other on-going program requirements.

We would like the Council to review and accept the attached report, so that we can submit the annual report to the DNR by the March 31, 2014 deadline.

Y:\Letters\Memo to Common Council\_2013 Annual MS4 General Permit Report.doc



**Due by March 31, 2014**


**Notice:** Pursuant to s. NR 216.07(8), Wis. Adm. Code, an owner or operator of a Municipal Separate Storm Sewer System (MS4) is required to submit an annual report to the Department of Natural Resources (DNR) by March 31 of each year to report on activities for the previous calendar year. This form is being provided by the DNR for the user's convenience. Personal information collected will be used for administrative purposes and may be provided to the extent required by Wisconsin's Open Records Law [ss. 19.31-19.39, Wis. Stats.].

This form is for reporting on activities undertaken in calendar year 2013.

**Instructions:** Complete each section of the form that follows. If additional space is needed to respond to a question, attach additional pages. Provide descriptions that explain the program actions taken to comply with the general permit. Complete and submit the annual report by March 31, 2014, to the appropriate address indicated on the last page of this form.

SECTION I. Municipal Information			
Name of Municipality		Facility ID No. (FIN)	
City of Manitowoc		31424	
Mailing Address	City	State	ZIP Code
900 Quay Street	Manitowoc	WI	54220
County(s) in which Municipality is located	Municipality Type: (select one)		
Manitowoc	<input type="radio"/> County <input checked="" type="radio"/> City <input type="radio"/> Village <input type="radio"/> Town <input type="radio"/> Other (specify)		

SECTION II. Municipal Contact Information			
Name of Municipal Contact Person		Title	
Dan Koski, P.E.		Director of Public Infrastructure	
Mailing Address	City	State	ZIP Code
900 Quay Street	Manitowoc	WI	54220
Email	Phone Number (include area code)	Fax Number (include area code)	
dkoski@manitowoc.org	(920) 686-6910	(920) 686-6906	

SECTION III. Certification			
<p><i>I hereby certify that I am an authorized representative of the municipality covered under MS4 General Permit No. WI-S050075-1 for which this annual report is being submitted and that the information contained in this document and all attachments were gathered and prepared under my direction or supervision. Based on my inquiry of the person or persons under my direction or supervision involved in the preparation of this document, to the best of my knowledge, the information is true, accurate, and complete. I further certify that the municipality's governing body or delegated representatives have reviewed or been apprised of the contents of this annual report. I understand that Wisconsin law provides severe penalties for submitting false information.</i></p>			
Authorized Representative Printed Name		Authorized Representative Title	
Dan Koski, P.E.		Director of Public Infrastructure	
Signature of Authorized Representative	Date		
	2-25-14		
Email	Phone Number (include area code)	Fax Number (include area code)	
dkoski@manitowoc.org	(920) 686-6910	(920) 686-6906	

**SECTION IV. General Information**

a. Describe what efforts the municipality has undertaken to invite the municipal governing body, interest groups, and the general public to review and comment on the annual report.

The annual report was distributed to the Common Council on March 3, 2014

The annual report will posted on the City's Storm Water Website at [http://www.manitowoc.org/stormwater/annual\\_report](http://www.manitowoc.org/stormwater/annual_report).

A press release will be submitted to the local newspaper, Herald Times Reporter, after the Common Council approval, indicating that the annual report is available for review by the public on the City's Storm Water Website and at the City Engineering Office. The public was asked to contact the City Engineering Department with any comments about the report.

**SECTION IV. General Information (continued)**

b. Describe how elected and municipal officials and appropriate staff have been kept apprised of the municipal storm water discharge permit and its requirements.

As indicated under "Public Involvement and Participation" information related to the MS4 permit is brought to the Streets and Sanitation Committee, which is the committee responsible for overseeing the implementation of the permit requirements, on a regular basis as available.

c. Has the municipality prepared its own municipal-wide storm water management plan?  Yes  No

If yes, title and date of storm water management plan:

The City of Manitowoc has completed 3 different Storm Water Management Plans. All of the Storm Water Management Plans are available on the City of Manitowoc Storm Water Webpage: <http://www.manitowoc.org/stormwater/plans>.

- Storm Water Management Plan 2000 (Earth Tech)
- Storm Water Management Plan Update 2006 (Earth Tech)
- Storm Water Quality Plan 2007 (MSA)

d. Has the municipality entered into a written agreement with another municipality or a contract with another entity to perform one or more of the conditions of the general permit as provided under Section 2.10 of the general permit?  Yes  No

If yes, describe these cooperative efforts:

e. Does the municipality have an internet website?  Yes  No

If yes, provide web address:

<http://www.manitowoc.org/>

If the municipality has an internet website, is there current information about or links provided to the MS4 general permit and/or the municipality's storm water management program?

Yes  No

If yes, provide web address:

<http://www.manitowoc.org/stormwater>

**SECTION V. Permit Conditions**

a. **Minimum Control Measures:** For each of the permit conditions listed below, provide a description of the status of implementation of program elements, the status of meeting measurable goals, and compliance with permit schedule in section 3 of the MS4 general permit. Provide an evaluation of program compliance with the general permit, the appropriateness of identified best management practices, and progress towards achieving identified measurable goals. Be specific in describing the actions that have been taken during the reporting year to implement each permit condition and whether measurable goals have been met, including any data collected to document a measurable goal. Also, explain the reasons for any variations from the compliance schedule in the MS4 general permit.

- Public Education and Outreach

See Attachment A.

**SECTION V. Permit Conditions (continued)**

• Public Involvement and Participation

The City of Manitowoc continues to educate and bring regular updates to the Public Infrastructure Committee, formerly the Streets and Sanitation Committee, as this committee is responsible for making regular decisions regarding the implementation of the MS4 Permit. In 2013, the following storm water related information was discussed at the Streets and Sanitation Committee meetings indicated below:

- 1/14/2013 - Discussion and Possible action regarding the refilling of the Stormwater Aide position
- 3/11/2013 - Discussion and Possible action on the 2012 DNR MS4 Annual Report
- 3/11/2013 - Discussion and Possible action on the 2012 NEWSC Annual Report
- 3/18/2013 - Discussion and Possible action on the 2012 DNR MS4 Annual Report
- 3/18/2013 - Discussion and Possible action on the 2012 NEWSC Annual Report
- 6/10/2013 - Discussion and Possible action regarding the stormwater pond at Dufek and West Dr.
- 7/8/2013 - Update, Discussion and Possible action regarding the proposed stormwater pond at Duffek and West Dr.
- 7/8/2013 - Discussion and Possible action regarding a permanent street sweeping parking ban exemption for the Car Ferry and Lakeside Foods
- 9/9/2013 - Discussion and Possible action regarding Dr. Chris Thomas seeking permission to allow his dog to flush geese out of Stormwater Ponds.
- 9/9/2013 - Discussion and Possible action regarding tax delinquent parcels that contain storm ponds
- 9/9/2013 - Discussion and Possible action regarding the proposed stormwater pond at Dufek and West Dr.
- 10/14/2013 - Discussion and Possible action regarding the proposed stormwater pond at Dufek and West Dr.
- 11/11/2013 - Discussion and Possible action regarding the proposed stormwater pond at Dufek and West Dr.

In 2013, the following storm water related information was discussed at the Common Council meeting indicated below:

- 3/18/2013 - Discussion and Possible action on the 2012 DNR MS4 Annual Report

• Illicit Discharge Detection and Elimination

The City completed the on-going dry weather field screening at a total of fifty-seven (57) outfalls. The field screenings were conducted from June to August. The following is a summary of the 2013 outfall screening results (\*\*MEASUREABLE GOALS\*\*):

- 57 outfalls were screened
- 47 outfalls were dry or did not have enough flow to sample
- 10 outfalls were active (wet with enough flow to sample)
  - 4 outfalls returned detectable phenol levels (all < 0.2 mg/l)
  - 4 outfall returned detectable chlorine levels (1 was > 0.3 mg/l)
  - No outfalls exhibited noticeable or unusual turbidity, odor, surface sheen, or staining.

See ATTACHMENT B for a summary of the 2013 outfall monitoring program.

The program that was submitted to the WDNR on 12/17/09 and will continue to be used as a guide for future outfall screening. For future Permit cycles, the City has established an initial approach of screening all of the MS4 outfalls (210 total) during the 5-year Permit cycle

The City has an illicit discharge ordinance and an illicit discharge response procedures plan that was fully implemented in 2009. The City has been active in responding, reducing and eliminating illicit discharges. The City has documented 18 illicit discharge related activities in 2013 that were reported and/or responded to. The City also did a great deal of public education regarding grass clippings and yard waste in the street (likely illicit discharges). Residents were sent notices informing them that they should not be putting their grass clippings and yard debris in the street, over 10 of these notices were mailed out. There was also over 13 door hangers placed on citizens doors regarding storm water pollution; issues varied from yard waste and grass clippings in the street to pet waste.

See ATTACHMENT C for a list of the 2013 Illicit Discharge Events.

**SECTION V. Permit Conditions (continued)**

• Construction Site Pollutant Control

Chapter 29 - Soil Erosion Control Ordinance can be found at <http://www.manitowoc.org/DocumentView.aspx?DID=286>

The City continues to actively regulate and enforce the requirements of Chapter 29. A total of 27 erosion control permits meeting the requirements of Chapter 29 were issued in 2013. Sites are to be inspected on a regular basis by the permittee. The City also conducts regular inspections of the sites.

• Post-Construction Storm Water Management

Chapter 28 - Storm Water Management Ordinance can be found at <http://www.manitowoc.org/DocumentView.aspx?DID=285>

In 2013, 6 construction sites required a storm water management permit per Chapter 28. Of those sites, 3 of them required a Storm Water Management Maintenance Facility Agreements with the City.

The City intends to inspect all private and city-owned Storm Water Management Facilities on a regular basis.

• Pollution Prevention

See Attachment F.

b. Storm Water Quality Management: Has the municipality completed a pollutant-loading analysis to assess compliance with the 20% TSS reduction developed urban area performance standard?  Yes  No

If yes, provide the following: Model used winslamm Version 9.2.2 Reduction (%) 23.1

If no, include a description of any actions the municipality has undertaken during 2013 to help achieve the 20% standard.

Has the municipality completed an evaluation of all municipal owned or operated structural flood control facilities to determine the feasibility of retrofitting to increase TSS removal?  Yes  No

If yes, describe:

The City owned Storm Water Dry Detention Pond located in Dewey Street Park has been converted to a Wet Detention Basin during the 2013 calendar year. It has been determined that the new pond shall have a total city wide TSS removal efficiency of 3.3%

c. Best Management Practices Maintenance: Does the municipality have a maintenance program for installed storm water best management practices?  Yes  No

If yes, describe the maintenance program and any maintenance activities that have occurred for best management practices in 2013. If available, attach any additional information on the maintenance program.

The City currently has a maintenance program for maintaining all of the storm water Best Management Practices (BMPs). The City currently has 9 storm water ponds. There is a mowing schedule for each of these ponds (ATTACHMENT E). This schedule varies depending on the type of landscaping at each pond. Two of these ponds are planted with native prairie and wetland plants and one more will be planted during the summer of 2014. These ponds require a different type of maintenance program since they are beginning to be established. The City has hired McMahan to assist the City in assuring that the prairies are properly established. The Department of Public Works also does a "clean-up" at each of these ponds once a year, usually in spring, to remove debris, garbage, etc. This "clean-up" varies depending on staff availability and time. The City also does at least one, possibly two, inspections each year to assure that there are no issues with any aspect of the pond for example erosion, trash, invasive species, structures, etc.

The City also has two biofilters located at the Senior Center. The biofilters are inspected twice a year. The City installed an infiltration basin at Red Arrow Park during 2013. This will also be inspected.

d. Storm Sewer System Map: Describe any changes or updates to the storm sewer system map made in the reporting year. Provide an updated map if any changes occurred during the reporting year.

The City submitted the storm sewer maps in October 2008. Since then only minor changes have been made to the maps. These changes include modifications to the storm sewer system (on reconstruction projects) and new storm water management BMPs.

**SECTION VI. Fiscal Analysis**

a. Provide a fiscal analysis that includes the annual expenditures for 2013, and the budget for 2013 and 2014. A table to document fiscal information is provided on page 7.

b. What financing/fiscal strategy has the municipality implemented to finance the requirements of the general permit?

Storm water utility  General fund  Other Bonded Capital

c. Are adequate revenues being generated to implement your storm water management program to meet the permit requirements?  Yes  No

Please provide a brief summary of your financing/fiscal strategy and any additional information that will assist the Department in understanding how storm water management funds are being generated to implement and administer your storm water management program.

The City does not have a Storm Water Utility or other special revenue source. We currently use the City's general fund to finance the majority of the stormwater program. General Obligation Bonds are used to finance necessary projects.

**SECTION VII. Inspections and Enforcement Actions**

**Note: If an ordinance listed below has previously been submitted and has not been amended since that time, a copy does not need to be submitted again. If the ordinance was previously submitted, indicate such in the space provided.**

a. As of the date of this annual report, has the municipality adopted a construction site pollutant control ordinance in accordance with subsection 2.4.1 of the general permit?  Yes  No If yes, attach copy or provide web link to ordinance:

Ordinance already submitted and on the City website at <http://www.manitowoc.org/DocumentView.aspx?DID=286>

b. As of the date of this annual report, has the municipality adopted a post-construction storm water management ordinance in accordance with subsection 2.5.1 of the general permit?  Yes  No If yes, attach copy or provide web link to ordinance:

Ordinance already submitted and on the City website at <http://www.manitowoc.org/DocumentView.aspx?DID=285>

c. As of the date of this annual report, has the municipality adopted an illicit discharge detection and elimination ordinance in accordance with subsection 2.3.1 of the general permit?  Yes  No If yes, attach copy or provide web link to ordinance:

Ordinance already submitted and on the City website at <http://www.manitowoc.org/DocumentView.aspx?DID=287>

d. As of the date of this annual report, has the municipality adopted any other ordinances it has deemed necessary to implement a program under the general permit (e.g., pet waste ordinance, leaf management/yard waste ordinance, parking restrictions for street cleaning, etc.)?  Yes  No If yes, attach copy or provide web link to ordinance:

Already submitted and on website at <http://www.manitowoc.org/DocumentView.aspx?DID=267>, section 10.1015

e. Provide a summary of available information on the number and nature of inspections and enforcement actions conducted during the reporting period to ensure compliance with the ordinances described in a. to d. above.

The City continues to actively inspect and enforce Chapter 28, 29, and 30.

Chapter 29. In 2013, over 100 inspections were conducted for construction site erosion control. There was no enforcement action taken in 2013.

Chapter 28. Inspections are regularly conducted while new post-construction BMPs are being constructed. The City also conducts inspections on all City owned BMPs at least once a year and this year inspected all private BMPs once.

The city has directed the owners of BMP 04-06 located on Rapids Road at the Rivers Bend Health Facility to correct the erosion at the outfall. Plans are currently being prepared.

Chapter 30. Inspections pertaining to the Illicit Discharge Ordinance can be found in ATTACHMENT B. In 2013, a total of 8 illicit discharge related activities were documented and 16 notices were mailed out for grass clippings and yard debris in the street, or related issues. There was no Notice of Violations issued in 2013.

**SECTION VIII. Water Quality Concerns (continued)**

b. Does any part of the MS4 discharge to an impaired waterbody listed in accordance with section 303(d)(1) of the federal Clean Water Act, 33 USC § 1313(d)(1)(C)? (A list of the most current Wisconsin impaired waterbodies may be found on the Department's Internet site at: <http://dnr.wi.gov/water/impairedsearch.aspx?status=303d>)  Yes  No If yes, complete the following:

- Impaired waterbody to which the MS4 discharges:

Manitowoc River

Red Arrow Beach - Lake Michigan

YMCA Beach - Lake Michigan

- Description of actions municipality has taken to comply with section 1.5.2 of the MS4 general permit for discharges of pollutant(s) of concern to an impaired waterbody:

The 2013 Red Arrow Beach Nourishment project constructed sand dunes and an infiltration swale at Red Arrow Beach to reduce the amount of E.coli present in the water. The sand dune construction reduces the swash zone and the area birds like to congregate. When bird droppings are added to the swash zone it creates an excellent habitat for bacteria/E.coli. The infiltration swale intercepts and treats stormwater before it reaches the beach.

Preliminary Concept plans have been drawn for Beach Nourishment at the YMCA Beach, Memorial Dr wayside/ Blue Rail Beach and Warm waters Beach to reduce the E.coli present in the water.

The current impairment listed for the Manitowoc River is for PCBs. This pollutant is unrelated to the MS4 permit. However, any BMPs constructed in a drainage basin that discharges to any of the above impaired waters would help to reduce the pollutants entering that water body whether it's the pollutant of concern or not. There currently is no TMDL for the Manitowoc River.

- c. Identify any known water quality improvements in the receiving water to which the MS4 discharges during the reporting period.

Red Arrow Beach Restoration

Dewey Street wet pond construction

- d. Identify any known water quality degradation in the receiving water to which the MS4 discharges during the reporting period and what actions are being taken to improve the water quality in the receiving water.

None known at this time.

**SECTION IX. Proposed Program Changes**

Describe any proposed changes to the storm water management program being contemplated by the municipality for 2014 and the schedule for implementing those changes. Proposed program changes must be consistent with the requirements of the general permit.

None known at this time.

**Fiscal Analysis Table.** Complete the fiscal analysis table provided below.

Program Element	Annual Expenditure 2013	Budget		Source
		2013	2014	
Public Education and Outreach	27.62	1,200	1,100	- General Fund
Public Involvement and Participation				NOTE: Funding for this pro Education and Outreach Pro
Illicit Discharge Detection and Elimination	2,130.27	2,500	2,500	- General Fund
Construction Site Pollutant Control	17,122.71			NOTE: Funding need for th from the "other category."
Post-Construction Storm Water Management	632,602.47	530,000	70,000	2014 Budget - \$25,000 General Fund - \$45,000 Capital (Dewey D
Pollution Prevention	546,203.26	572,606.71	552,614	- General Fund
Storm Water Quality Management (including pollutant-loading analysis)	30,486.99	25,000	25,000	- Capital
Storm Sewer System Map				NOTE: Funding needed for the "other category" if neede
Other:	30,951.38	47,706	18,675	2013 Budget \$29,331 Capital for pond de \$18,375 General Fund \$47,706 Total



NORTHERN REGION COUNTIES			WEST CENTRAL REGION COUNTIES		
Ashland	Langlade	DNR Service Center	Adams	Marathon	DNR Service Center
Barron	Lincoln	Attn: Storm Water Program	Buffalo	Monroe	Attn: Storm Water Program
Bayfield	Oneida	5301 Rib Mountain Rd.	Chippewa	Pepin	5301 Rib Mountain Rd.
Burnett	Polk	Wausau, WI 54401	Clark	Pierce	Wausau, WI 54401
Douglas	Price	Phone: (715) 359-4522	Crawford	Portage	Phone: (715) 359-4522
Florence	Rusk		Dunn	St. Croix	
Forest	Sawyer		Eau Claire	Trempealeau	
Iron	Taylor		Jackson	Vernon	
	Vilas		Juneau	Wood	
	Washburn		La Crosse		

NORTHEAST REGION COUNTIES			SOUTH CENTRAL REGION COUNTIES		
Brown	Marquette	DNR Northeast Region	Columbia	Jefferson	DNR South Central Region
Calumet	Menominee	Attn: Storm Water Program	Dane	LaFayette	Attn: Storm Water Program
Door	Oconto	2984 Shawano Ave.	Dodge	Richland	3911 Fish Hatchery Rd.
Fond du Lac	Outagamie	Green Bay, WI 54313	Grant	Rock	Fitchburg, WI 53711
Green Lake	Shawano	Phone: (920) 662-5100	Green	Sauk	Phone: (608) 275-3266
Kewaunee	Waupaca		Iowa		
Manitowoc	Waushara				
Marinette	Winnebago				

SOUTHEAST REGION COUNTIES		
Kenosha	Sheboygan	DNR Service Center
Milwaukee	Walworth	Attn: Storm Water Program
Ozaukee	Washington	141 NW Barstow Street,
Racine	Waukesha	Room 180
		Waukesha, WI 53188
		(262) 574-2100

## Table of Contents

- Attachment A. List of Public Education Activities
- Attachment B. Outfall Monitoring Program Summary
- Attachment C. Illicit Discharge Activity Summary
- Attachment D. Budget Expenditures and Funding Documentation
- Attachment E. Pond Mowing and Maintenance Schedule
- Attachment F. Narrative 2013 Pollution Prevention



## Attachment A

- Public Education and Outreach

The City of Manitowoc continues to actively implement an effective public education and outreach program that meets the expectations of the City's proposed program.

The City is an active member of the Northeast Wisconsin Storm Water Consortium (NEWSC). The City is aware that the NEWSC annual report has been submitted to the WDNR. Activities in the NEWSC report should be credited to the City of Manitowoc. During 2013, NEWSC provided its members with many educational documents for use in their own communities. NEWSC also participated in some expos/shows as a means to better reach out and educate the public. The City continues to use the public education materials published by NEWSC in local news articles, staff newsletters, and other means as deemed fit.

The City continues to maintain a partnership with The Wisconsin Maritime Museum, Friends of the Manitowoc River Watershed (FMRW) and Woodland Dunes Nature Center to assist in implementing the City's public education program. The Maritime Museum and Woodland Dunes Nature Center have the resources available to draw in citizen groups for education and storm water stenciling. In 2013, we stenciled with Maritime Museum summer school students. Approximately 106 inlets were stenciled in 2013. Thanks to this partnership and other groups, **\*\*MEASUREABLE GOAL\*\***, the City stenciled over 1,600 inlets in the past five years.

In 2013, the Friends of the Manitowoc River watershed hosted multiple beach and river cleanup events. They in partnership with the Wisconsin Maritime Museum helped organize volunteers to plant dune grass for the Red Arrow Beach nourishment project. They submitted for grants that are currently being implemented to remove invasive species (Phragmites) from the parks along portions of the Little Manitowoc River.

The City also did a great deal of public education regarding grass clippings and yard waste in the street. Residents were sent notices informing them that they should not be putting their grass clippings in the street, **\*\*MEASUREABLE GOAL\*\***, over 10 of these notices were mailed out. There was also over 13 door hangers placed on citizens doors regarding storm water pollution, issues varied from yard waste and grass clippings in the street to improper pet waste disposal.

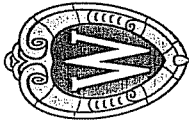
Following this page in Attachment A contains a list of the activities conducted in 2013. The activities include presentations, storm water website updates, press releases, new articles, etc.

## 2013 Public Education Activities

Date	Activity	Summary	Measurable Goals
3/11/2013	Stormwater education	Wisconsin Maritime Museum taught stormwater education at Jefferson Elementary School to 5th graders	42 Students attended
4/12/2013	Stormwater education	Wisconsin Maritime Museum taught stormwater education at St. John's Lutheran school	100 students attended
4/20/2013	Public Beach Cleanup	The Friends of the Manitowoc River Watershed organized a public beach clean up in Manitowoc	116 people helped
4/23/2013	Grass Clippings in Street Press Release	Put out a Press Release in the HTR regarding residents blowing there grass clippings in the street.	
4/26/2013	Stormwater education	Wisconsin Maritime Museum with Woodland Dunes Nature center taught stormwater education at Washington Junior High	80 students attended
5/30/2013	Beach Clean up	St. John's Lutheran School 7th and 8th graders and parents cleaned the beach at Silver Creek Park	30 Students and Adults
6/8/2013	Manitowoc river watershed clean up	The Friends of the Manitowoc River Watershed organized a Manitowoc river watershed clean up	30 people helped
6/28/2013	Storm Drain Stenciling	Wisconsin Maritime Museum - Wendy Lutzke	75 inlets stenciled
9/17/2013	Storm Drain Stenciling	Lincoln High school - Tracey Mancheski	31 inlets stenciled
9/21/2013	Beach Clean up	11 beaches were cleaned by various groups. The entire project was lead by Friends of the Manitowoc River Watershed.	362 lbs of garbage picked up 173 people helped
1/1 to 12/31	Door Hangers	Stormwater Pollution Doorhangers were placed on doors with educational information	13 door hangers placed
10/2013 & 11/2013	Press Release on leaves	Posted on the City of Manitowoc's website and on the cable channel a leaf collection notice, describing how residents can have there leaves picked up.	
6/24/2013 to 6/28/2013	Stormwater education	Wisconsin Maritime Museum with Woodland Dunes Nature center taught stormwater education during the Watershed Ambassadors Summer Camp	14 students attended
9/25/2013 & 10/2/2013	Sample testing water in Manitowoc river	Manitowoc Lutheran High school (Water Action Volunteers sample tested the water	

## 2013 Training Activities

Date	Activity	Summary	Measurable Goals
2/5/2013	University of Wisconsin-Madison training	Staff attended training at the University of Wisconsin-Madison for streamlining DNR permits for Local Streets and Highway Projects	1 staff attended Greg
2/27/2013	Forester University Training	Staff successfully completed training for the 10 steps to Construction Site Stormwater Compliance	1 staff attended Greg
5/1/2013	Fox Wolf Stormwater Conference	Staff attended the two day stormwater conference	1 staff attended Greg
6/25/2013	NEWSC Drainage Easement Workshop	NEWSC had a drainage easement workshop in which a panel from area cities discussed how they handle maintenance, complaints and legal issues that stem from backyard drainage easements.	1 staff attended Matt
9/11/2013	Webinar on Winter Road Salt Management	Staff attended webinar at the City Hall	2 staff attended Matt & Greg
11/12/2013	Lakeshore invasive Species Management Area forum	Staff attended the LISMA partner forum	1 staff attended Matt
12/17/2013	UW Extension webinar on Water Quality Trading & Adaptive Management	Webinar on how waterquality trading can take place	1 staff attended Matt
10/15/13 to 10/17/13	State of the Lake Conference	Staff attended the State of the Lake Conference and sat in on many of the training workshops and informational sessions	1 staff attended Matt
12/11/13 & 12/12/13	NASECA -Wisconsin Construction Site Erosion Control & Stormwater Permite Compliance training	Staff attended the Site Erosion Control and Stormwater Permit Compliance Training	1 staff attended Matt



**WISCONSIN**  
UNIVERSITY OF WISCONSIN-MADISON

*The College of Engineering and the Department of Engineering Professional Development  
recognize the educational achievement of*

**GREG MINIKEL**

*for participation in*

**Streamlining DNR Permits for Local Street and Highway  
Projects**

*on*

*February 5, 2013*

*1 PDH - 0.1 CEU*

*Paul S. Peercy*  
Paul S. Peercy, Dean, College of Engineering

*Philip R. O'Leary*  
Philip R. O'Leary, Chair of the Department

*Stephen T. Pudloski*  
Steve Pudloski, Program Director

# FORESTER UNIVERSITY

certifies that

*Greg Minikel*

has earned 0.1 Continuing Education Unit (CEU)  
or 1 Professional Development Hour (PDH)  
by successfully completing

10 Steps to Construction Site Stormwater Compliance

Santa Barbara, California

February 27, 2013



Beth Tompkins, EMBA  
Director of Education and Training

**FORESTERUNIVERSITY**


Forester University • 2946 De La Vina Street • Santa Barbara CA 93105



November 4, 2013

Dear NEWSC Member:

Thank you for your involvement in the North East Wisconsin Stormwater Consortium in 2013. NEWSC continues to work toward its mission of fostering partnerships, sharing information, utilizing administrative efficiencies, and pooling financial resources.



We were busy this year! NEWSC exhibited at local events that draw a regional crowd. In May, the Renew Our Waters booth was set up at the Great Wisconsin Cheese Festival in Little Chute. Over the summer months, we traveled to Green Bay for Fire over the Fox, Fond du Lac for Music Under the Stars and were back in Green Bay for the Tall Ships Festival. Our free-standing educational banner was available for members to check-out for events that we were unable to exhibit at. This banner again traveled the region in 2013, showing up in the Town of Ledgeview, City of Green Bay, Town of Neenah, and Calumet County.

We did not rely solely on exhibiting to educate the public in 2013. We held a river cleanup in April in the Appleton, Heart of the Valley area. This cleanup gave us the experience needed to expand the cleanup to run the length of the Lower Fox in 2014. Many members continued the sign campaign that we started in 2012. If you are still holding signs, unplaced signs can be put up in 2014 or turned back in to Jessica to be placed in regional hotspots in 2014. Our educational fact sheets were available on-line for use by members in newsletters and for display in municipal offices.

NEWSC continued to work with local schools this year. Once again, we partnered with the Earth Partnership for Schools, to train Northeast Wisconsin teachers at their summer institute. We continued to mail CDs including an Introduction to Stormwater presentation and other resources to area teachers upon request. We also offered presentations for NEWSC Member schools upon request. This program grows every year and we plan to continue to build this program in 2014. In September of this year, we once again participated in Outagamie County's Field Days program which touched almost one thousand 5<sup>th</sup> & 6<sup>th</sup> grade students from all over the county in a three day program.

Public education was not the only place NEWSC's efforts were focused. Our members benefited in 2013 from NEWSC training opportunities as well! Thanks to our business partners, members had the opportunity to attend webcasts, including the Center for Watershed protection webcast series. We supported the Fox-Wolf Watershed Alliance Watershed Conference in March and held a drainage easement workshop in June. We continued to assist our members with trainings they can offer in house by offering DVD training materials for checkout including: Pollution Prevention: Rain Check and Illicit Discharge Detection & Elimination.

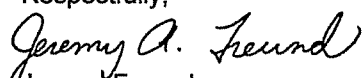
NEWSC also focused efforts on educating Builders and Contractors in 2013. Three trainings were held at sites in Winnebago, Outagamie and Brown counties in January and February of this year. A pocket reference guide was created and given to all attendees which put BMP technical standards in an easy to read, easy to use guide for not only builders in NEWSC communities but our inspectors as well!

While I highlighted the many ways that NEWSC continues to be a great resource to help you meet the I & E portion of your stormwater general permit, it is important to state that the organization also continues to update members throughout the year on rule and regulation changes.

I understand that budgets are stretched. The workplan and budget developed for 2014 stretches your membership dollars once again - making sure that we offer well-rounded education efforts that can be implemented by your municipality with minimal effort at little to no cost for the varied audiences listed in your permit.

In order to continue your membership with NEWSC, please respond to the enclosed invoice by **January 31, 2014**. If you have any questions, please feel free to contact myself or Jessica Schultz, NEWSC Director, at (920) 858-4246. Thank you and I look forward to working with you in 2014!

Respectfully,

  
Jeremy Freund  
NEWSC Chair

Northeast Wisconsin Stormwater Consortium

Fostering Partnerships • Sharing Information • Administrative Efficiency • Pooling Financial Resources  
920-858-4246 (phone) P.O. Box 1861, Appleton, WI 54912



2012 Outfall Monitoring

Outfall ID	Material	Size	Outfall Location	Watershed	Inspectors	Date of Inspection	Date of last rainfall	Rainfall Amount (Inches)	Pipe / Outfall Active	pH (6.0- 9.0)	Chlorine (<0.3)	Detergent (<0.5)	Copper (<0.2)	Phenols (<0.1)	Color	Odor	Turbidity	Floatables	Surface Sheen	Discharge Estimate	Water Levels (Inches)	Additional Comments
LR10-OUT1	CONC	24"	North of Magnolia Ave at N 6th St	LR	Tanner Dixon & Ross Rhode	7/15/2013	7/9/2013	0.25	yes	8.4	0	0.25	0	0.2	No	No	No	No	No	Slow	0.25	
LR11-OUT1	CONC	15"	North 8th Street	LITTLE MAN	Tanner Dixon & Ross Rhode	7/15/2013	7/9/2013	0.25	no													Excessive Grass growing inside outfall
LR11-OUT2	CONC	30"	North 8th Street	LITTLE MAN	Tanner Dixon & Ross Rhode	7/15/2013	7/9/2013	0.25	yes						No	No	No	No	No	None	2	
LR12-OUT1	CMP	21"	South of Albert Drive at Hidden Hollow Lane	LR	Tanner Dixon & Ross Rhode	7/18/2013	7/9/2013	0.25	yes						No	No	No	No	No	Slow	0	Very Over Grown
LR12-OUT2	CONC	36"	RADANDT DRIVE	LR	Tanner Dixon & Ross Rhode																	
LR13-OUT1	CONC	15"	South of Albert Drive, East of N 8th Street	LR	Tanner Dixon & Ross Rhode	7/17/2013	7/9/2013	0.25	no													
LR13-OUT10	CONC	27"	PIPE INTO POND ON WOODRIDGE DRIVE (WOODRIDGE SUBD 7)	LR	Tanner Dixon & Ross Rhode	7/16/2013	7/9/2013	0.25	no													Joint on factory endwall is seperating
LR13-OUT2	CMP	15"	Albert Drive at N 8th Street	LR	Tanner Dixon & Ross Rhode	7/17/2013	7/9/2013	0.25	no													
LR13-OUT3	PVC	12"	East of Northwood Court	LR	Tanner Dixon & Ross Rhode	7/17/2013	7/9/2013	0.25	yes						No	No	No	No	No	Slow	0	
LR13-OUT4	ABS	15"	SW of Hunters Ridge Court	LR	Tanner Dixon & Ross Rhode	7/17/2013	7/9/2013	0.25	no													
LR13-OUT5	CONC	21"	S of Stoney Brook & E of Indian Creek, West outfall	LR	Tanner Dixon & Ross Rhode	7/17/2013	7/9/2013	0.25	yes						No	No	No	No	No	Slow	0.1	
LR13-OUT6	CONC	30"	S of Stoney Brook & E of Indian Creek, East outfall	LR	Tanner Dixon & Ross Rhode	7/17/2013	7/9/2013	0.25	yes						No	No	No	No	No	Slow	1	
LR13-OUT7	CONC	27"	PIPE INTO POND ON WILD OAK DRIVE AND STONEY BROOK (WOODRIDGE SUBD 7)	LM	Tanner Dixon & Ross Rhode	7/16/2013	7/9/2013	0.25	no													
LR13-OUT8	PVC	15"	South of Woodridge Dr & East of Stoney Brook Dr	LR	Tanner Dixon & Ross Rhode	7/16/2013	7/9/2013	0.25	no													
LR13-OUT9	CONC	18"	N of Woodridge Dr and E of Stoney Brook Pond	LR	Tanner Dixon & Ross Rhode	7/16/2013	7/9/2013	0.25	no													
LR14-OUT1	CONC	42"	N SIDE OF MAGNOLIA AVE, APPROX 500' E OF N 18TH ST	LR	Tanner Dixon & Ross Rhode	7/15/2013	7/9/2013	0.25	yes						No	No	No	No	No	Slow	1	Algae Growth and Stains
LR14-OUT2	CONC	36"	NE SIDE OF NAGLE AVE - NW OF RAILROAD TRACKS	LR	Tanner Dixon & Ross Rhode	7/26/2013	7/22/2013	0.1	no												1	Completely overgrown
LR14-OUT3	CONC	24"	North of Berge Ct.	LR	Tanner Dixon & Ross Rhode	7/26/2013	7/22/2013	0.1	yes						No	No	No	No	No	Slow	8	Completely overgrown
LR15-OUT1	CONC	42"	E SIDE OF N 18TH ST - N OF NAGLE AVE	LR	Tanner Dixon & Ross Rhode	7/15/2013	7/9/2013	0.25	yes	8.2	0.1	0.25	0	0.1	No	No	No	No	No	Slow	2.5	Sampled at upstream Manhole/Outfall Submerged
LR16-OUT1	PVC	12"	W side of N 18th St at Ravenswood Ln	LR	Tanner Dixon & Ross Rhode	7/15/2013	7/9/2013	0.25	no						No	No	No	No	No	Slow	3.5	becoming overgrown
LR16-OUT2	Conc	36"	EAST SIDE OF ABBEY RIDGE LANE	LR	Tanner Dixon & Ross Rhode	7/15/2013	7/9/2013	0.25	yes	8.3	0.1	0.2	0	0	yes	No	No	No	No	Moderate	2	Greenish Color from pond across street(DYE)
LR17-OUT1	PVC	18"	South of Kimberly Circle	LR	Tanner Dixon & Ross Rhode	7/18/2013	7/9/2013	0.25	yes	7.49	0	0.1	0	0.15	No	No	No	No	No	Slow	0.25	
LR17-OUT10	CONC	27"	NW PIPE DISCHARGING INTO POND AT KNUELL STREET AND DEERBROOK LANE	LR	Tanner Dixon & Ross Rhode	7/26/2013	7/22/2013	0.1	no													
LR17-OUT11	CONC	18"	KNUELL DEERBROOK SW POND DISCHARGE TO DITCH	LR	Tanner Dixon & Ross Rhode	7/26/2013	7/22/2013	0.1	no													Overgrown
LR17-OUT12	PVC	15"	4318 Country Lane Lot Line	LR	Tanner Dixon & Ross Rhode	7/26/2013	7/22/2013	0.1	no													
LR17-OUT13	CONC	24"		LR	Tanner Dixon & Ross Rhode	7/26/2013	7/22/2013	0.1	no													Slightly overgrown
LR17-OUT14	CONC	24"x38"	W SIDE OF N RAPIDS RD INTO DITCH S OF VINTON	LR	Tanner Dixon & Ross Rhode	7/26/2013	7/22/2013	0.1	no													Overgrown
LR17-OUT2	CONC	24"		LR	Tanner Dixon & Ross Rhode	7/18/2013	7/9/2013	0.25	no													Overgrown
LR17-OUT3	CONC	30"	Herman Road	LR	Tanner Dixon & Ross Rhode	7/18/2013	7/9/2013	0.25	no													
LR17-OUT4	PVC	42"	PAUL ROAD BETWEEN 2432 AND 2438	LR	Tanner Dixon & Ross Rhode	7/18/2013	7/9/2013	0.25	yes						No	No	No	No	No	Slow	0.5	
LR17-OUT5	CONC	30"	MENASHA AVE	LR	Tanner Dixon & Ross Rhode	7/18/2013	7/9/2013	0.25	no													Overgrown
LR17-OUT6	CONC	42"	MENASHA AVE, SE OF KNUELL STREET, N SIDE OF ROAD (NW PIPE)	LR	Tanner Dixon & Ross Rhode	7/18/2013	7/9/2013	0.25	no													Overgrown
LR17-OUT7	PVC	24"	East end of Last Ct, South Side of Road	LR	Tanner Dixon & Ross Rhode	7/18/2013	7/9/2013	0.25	no						No	No	No	No	No		12	
LR17-OUT8	CONC	24"	Inside Box Culvert crossing Knuell S of Deerbrook Ln	LR	Tanner Dixon & Ross Rhode	7/26/2013	7/22/2013	0.1	yes	8.05	0.25	0.2	0	0	No	No	No	No	No	Moderate	2	
LR17-OUT9	CONC	21"	SE PIPE DISCHARGING INTO POND AT KNUELL STREET AND DEERBROOK LANE	LR	Tanner Dixon & Ross Rhode	7/26/2013	7/22/2013	0.1	no													
LR18-OUT1	CONC	12"	W side of Maritime Dr. 150' SW of LMR Bridge	LR	Tanner Dixon & Ross Rhode	8/5/2013	7/31/2013	0.1	no													
LR19-OUT1	CONC	18"	N OF LIT MAN BRIDGE WEST SIDE OF MARITIME DRIVE	LR	Tanner Dixon & Ross Rhode	8/5/2013	7/31/2013	0.1	no													
LR1-OUT1	CMP	48"	FENWAY TERR EXTENDED TO THE EAST	LR	Tanner Dixon & Ross Rhode	6/21/2013	6/17/2013	0.5	no						No	No	No	No	No	Slow	20	
LR20-OUT1	PVC	15"		LR	Tanner Dixon & Ross Rhode	7/17/2013	7/9/2013	0.25	no													Very Overgrown
LR21-OUT1	CONC	48"	S SIDE OF ALBERT DRIVE, WEST OF GERI LANE	LR	Tanner Dixon & Ross Rhode	7/17/2013	7/9/2013	0.25	no													Endwall seperating a little
LR21-OUT2	CONC	18"	SW corner of pond on Albert Dr West of Geri Ln	LR	Tanner Dixon & Ross Rhode	7/17/2013	7/9/2013	0.25	no													build up of sand in endwall
LR22-OUT1	CONC	21"	PIPE INTO POND OFF OF HAWTHORNE COURT	LR	Tanner Dixon & Ross Rhode	6/21/2013	6/17/2013	0.5	yes	8.2	0.6	0	0	0	No	No	No	No	No	Slow	0.5	Joint before end of pipe and enwall is offset \ High Chlorine due to lawn sprin
LR23-OUT1	CONC	18"	DISCHARGE PIPE FROM POND LOCATED AT KNUELL STREET AND HOMESTEAD ROAD	LR	Tanner Dixon & Ross Rhode	7/18/2013	7/9/2013	0.25	no													Overgrown
LR23-OUT2	PVC	24"	PIPE DISCHARGING INTO POND AT KNUELL STREET AND HOMESTEAD ROAD	LR	Tanner Dixon & Ross Rhode	7/18/2013	7/9/2013	0.25	no													Overgrown

2012 Outfall Monitoring

LR3-OUT1	CMP	60"	SW CORNER OF WALDO BRIDGE	LR	Tanner Dixon & Ross Rhode	7/22/2013	7/9/2013	0.25	yes	8.4	0	0.2	0	0	No	No	No	No	No	Moderate	1.5	Benthic Growth
LR4-OUT1	CONC	18"	SE CORNER OF BRIDGE ON WALDO	LR	Tanner Dixon & Ross Rhode	7/26/2013	7/22/2013	0.1	yes						No	No	No	No	No	Slow	0.1	Benthic Growth
LR5-OUT1	CONC	30"	N 8th St at Lincoln Park	LR	Tanner Dixon & Ross Rhode	6/21/2013	6/17/2013	0.5	no													Replace with Conc. Pipe
LR5-OUT2	CMP	21"	N 8th St at Lincoln Park	LR	Tanner Dixon & Ross Rhode	7/26/2013	7/22/2013	0.1	no													
LR6-OUT1	CMP	18"	50' N OF ZOO FENCE	LR	Tanner Dixon & Ross Rhode	6/21/2013	6/17/2013	0.5	yes	8.25	0	0.25	0	0	No	No	No	No	No	Slow	0.25	Benthic Growth
LR7-OUT1	CMP	48"	S SIDE REED AVE AT LM RIVER, W CMP, E OF RIVER	LITTLE MAN	Tanner Dixon & Ross Rhode	7/15/2013	7/9/2013	0.25	yes						No	No	No	No	No	Slow	0.1	
LR7-OUT2	CMP	48"	S SIDE REED AVE AT LM RIVER, CENT CMP, E OF RIVER	LITTLE MAN	Tanner Dixon & Ross Rhode	7/15/2013	7/9/2013	0.25	yes	8.03	0	0.2	0	0.1	No	No	No	No	No	Moderate	2	
LR7-OUT3	CMP	48"	S SIDE OF REED AVE AT LITTLE MANITOWOC RIVER, E CMP, E SIDE OF RIVER	LITTLE MAN	Tanner Dixon & Ross Rhode	7/15/2013	7/9/2013	0.25	yes	8	0	0.2	0	0	No	No	No	No	No	Moderate	2	
LR7-OUT4	CIP	48"	By RR tracks S of Albert Dr and E of Johnston Dr	LM	Tanner Dixon & Ross Rhode	7/19/2013	7/9/2013	0.25	yes						No	No	No	No	No	Slow	2	stagnant
LR7-OUT5	CONC	45"	EAST END OF EAST RAYMOND LANE	LM	Tanner Dixon & Ross Rhode	7/15/2013	7/9/2013	0.25	no													
LR8-OUT1	CONC	24"	SW CORNER OF REED AVE BRIDGE	LR	Tanner Dixon & Ross Rhode	7/26/2013	7/22/2013	0.1	yes						No	No	No	No	No	Slow	0.1	
LR8-OUT2	PVC	10"		LR	Tanner Dixon & Ross Rhode	7/26/2013	7/22/2013	0.1	no													
LR9-OUT1	CMP	10"	North of Reed and E OF N 2ND ST	LR	Tanner Dixon & Ross Rhode	8/5/2013	7/31/2013	0.1	no													



**2013 Illicit Discharge Activities**

No.	Date	Location	Summary	Action Taken	WDNR notified	Status	Staff
1	3/6/2013	1226 S. Water St.	Snow Disposal into Manitowoc River	Notice Mailed	Y DNR Received a Complaint	Closed	Greg
2	3/6/2013	1000 Franklin St.	Snow Disposal into Manitowoc River	Notice Mailed	Y DNR Received a Complaint	Closed	Greg
3	4/22/2013	Johnston Drive	Agriculture runoff	Notice Mailed	No	Closed	Matt
4	4/24/2013	1324 S 21st Street	Grass Clippings in Street	Notice Mailed	No	Closed	Matt
5	5/2/2013	1614 S 14th Street	Grass Clippings in Street	Notice Mailed	No	Closed	Matt
6	5/3/2013	Intersection S 25th and Meadow Ln	Gasoline spill	DPW cleaned up	No	Closed	Randy
7	5/23/2013	844 N 16th Street	Grass Clippings in Street	Notice Mailed	No	Closed	Matt
8	5/23/2013	3902 Waldo Blvd	Grass Clippings in Street	Notice Mailed	No	Closed	Matt
9	5/28/2013	808 Memorial Drive	Grass Clippings in Street	Notice Mailed	No	Closed	Matt
10	5/28/2013	1301 Johnston Drive	Grass Clippings in Street	Notice Mailed	No	Closed	Matt
11	5/30/2013	843 S 21st Street	Cleaning paint equipment	Notice Mailed	No	Closed	Greg
12	5/30/2013	S Rapids Rd @ Calumete Ave	Antifreeze in inlet	No	No	Closed	Matt
13	6/5/2013	1228 Memorial Drive	Grass Clippings in Street	Notice Mailed	No	Closed	Matt
14	6/7/2013	1315 S 41st Street	Grass Clippings in Street	Notice Mailed	No	Closed	Matt
15	6/10/2013	5025 Vista Road	Grass Clippings in Street	Notice Mailed	No	Closed	Matt
16	6/20/2013	1705 Marshall Street	Grass Clippings in Street	Notice Mailed	No	Closed	Matt
17	7/26/2013	733 N 9th St	Cleaning paint equipment	Notice Mailed	No	Closed	Matt
18	9/8/2013	1226 S Water St (Red Arrow)	Brown water leaving outfall	Isolated and fixed	Y DNR Received a Complaint	Closed	Matt
19	9/24/2013	Maple Leaf Court	Concrete washout and Sediment	Cleaned up	No	Closed	Matt
20	9/24/2013	735 N 8th Street	Sediment in street	Cleaned up	No	Closed	Matt
21	9/24/2013	River Bluff Dr	Mud in street	Cleaned up	No	Closed	Matt
22	9/24/2013	Roneta Lane	Mud in street	Cleaned up	No	Closed	Matt
23	9/25/2013	4414 Menasha Ave	Sediment in street	Notice Mailed	No	Closed	Matt
24	10/4/2013	2000 S 18th Street	Sediment in street	Notice Mailed	No	Closed	Matt
25	10/28/2013	1616 Division Street	Sediment in street	Notice Mailed	No	Closed	Matt
26	10/31/2013	1620 Memorial Dr	Pressure Washing	Notice Mailed	No	Closed	Matt
27	11/17/2013	N 7th St @ Huron Street	Antifreeze in Street	Cleaned up	No	Closed	MFD
28	11/24/2013	2917 Divison Street	Sprinkler wash water in inlet	Attempted Containment	No	Closed	MFD







# ENGINEERING DEPARTMENT

## Stormwater Management - 2014 Budget

Account Number	Account Description		Description
1100-32325-424790	OTHER CONS. & DEV. OF NAT RES	\$0.00	
1100-32325-435400	STORMWATER PERMITS	\$2,000.00	Stormwater Permits - Adjusted based on history
1100-32325-454700	ENGINEERING SERVICES	\$0.00	
1100-32325-511100	SALARIES AND WAGES-REGULAR	\$217,102.00	Streetsweeping, Stormwater Aide, Pond Maintenance, DPW Labor Spring & Fall Brush Pickup, Cleaning Inlets & Catch Basins
1100-32325-511200	SALARIES AND WAGES-OVERTIME	\$1,000.00	
1100-32325-511500	SALARIES-TEMP EMPLOYEES-REGULAR	\$2,500.00	Outfall Testing/Stormwater related surveying
1100-32325-515100	SOCIAL SECURITY	\$15,988.00	
1100-32325-515200	RETIREMENT (EMPLOYER'S SHARE)	\$14,440.00	
1100-32325-515300	RETIREMENT (EMPLOYEES' SHARE)	\$0.00	
1100-32325-515400	HEALTH INSURANCE	\$60,084.00	
1100-32325-521500	ARCHITECTURAL AND ENGINEERING	\$10,000.00	Grant Prep; Wetland Deliniation, Soil Boring & Testing
1100-32325-522100	WATER	\$1,000.00	Moved from 1100-32250-522100 (2011 & 2012 from previous Act#)
1100-32325-523600	STORMWATER MGT STREETS MAINT	\$25,000.00	Rental of Slope Mower, Rip Rap, Prairie Maintenance
1100-32325-523602	ILLICIT DISCHARGE PROGRAM	\$2,500.00	Test Kits, Program Updates
1100-32325-527300	SOFTWARE MAINTENANCE & SUPPORT	\$0.00	SLAMM/WINDET software maintenance
1100-32325-527500	LANDFILL SERVICE	\$40,000.00	Landfill tipping fee to Manitowoc County - Adjusted based on history and price increase in 2013
1100-32325-531200	OTHER OFFICE SUPPLIES	\$100.00	Paint; Stencils; Binders; Paper
1100-32325-531300	PRINTING/DUPLICATING SERVICE	\$500.00	ECSM Permits; Brochures; Door Hangers
1100-32325-532400	MEMBERSHIP DUES	\$7,500.00	NEWSC, MS4 Permit
1100-32325-532500	REGISTRATION FEES AND TUITION	\$1,500.00	Training for Engineering/Stormwater Tech
1100-32325-532610	EMPLOYMENT ADVERTISING	\$0.00	Used in 2013
1100-32325-532630	PUBLIC EDUCATION	\$500.00	Park Signs; Public Notices; Ed Program
1100-32325-532900	OTHER PUBLICATIONS,SUBSCRIP. &	\$0.00	
1100-32325-533500	MEALS	\$50.00	
1100-32325-533600	LODGING	\$75.00	
1100-32325-535100	VEHICLE & EQUIPMENT FUEL	\$500.00	Adjusted based on history, #5 Stormwater Vehicle
1100-32325-553350	ISF EQUIPMENT RENTAL CHGS	\$200,000.00	Estimated 3% increase, #5 Vehicle Lease/Maint; DPW Street Sweeper

ENGINEERING DEPARTMENT

Stormwater Management - 2013 Budget

Account Number	Account Description	2012 Budget	Amount	Description
<i>Revenue</i>				
1100-32325-424790	OTHER CONS. & DEV. OF NAT RES	\$0.00		
1100-32325-435400	STORMWATER PERMITS	\$1,750.00	\$1,750.00	Stormwater Permits
1100-32325-454700	ENGINEERING SERVICES	\$0.00		
<i>Expenses</i>				
1100-32325-511100	SALARIES AND WAGES-REGULAR	\$198,477.00		\$0.00 Stormwater Aide \$0.00 DPW Labor Spring & Fall Brush Pickup \$0.00 Streetsweeping \$0.00 Cleaning Inlets & Catch Basins \$0.00 Pond Maintenance
1100-32325-511200	SALARIES AND WAGES-OVERTIME	\$2,000.00	\$2,000.00	
1100-32325-511500	SALARIES-TEMP EMPLOYEES-REGULA	\$2,500.00	\$2,500.00	Outfall Testing/Stormwater related surveying
1100-32325-515100	SOCIAL SECURITY	\$15,528.00	\$15,528.00	
1100-32325-515200	RETIREMENT (EMPLOYER'S SHARE)	\$11,321.00	\$11,321.00	
1100-32325-515300	RETIREMENT (EMPLOYEES' SHARE)	\$0.00		
1100-32325-515400	HEALTH INSURANCE	\$55,478.00	\$55,478.00	
1100-32325-521500	ARCHITECTURAL AND ENGINEERING	<del>\$12,500.00</del> <sup>10,100</sup>	\$12,500.00	Grant Prep; Wetland Delineation, Soil Boring & Testing
1100-32325-522100	WATER	\$1,000.00	\$1,000.00	Moved from 1100-32250-522100
1100-32325-523600	STORMWATER MGT STREETS MAINT	\$25,000.00	\$25,000.00	Rental of Slope Mower, Rip Rap, Prairie Maintenance →
1100-32325-523602	ILLICIT DISCHARGE PROGRAM	\$2,500.00	\$2,500.00	Test Kits, Program Updates
1100-32325-527300	SOFTWARE MAINTENANCE & SUPPOI	<del>\$200.00</del> <sup>0</sup>	\$200.00	SLAMM/WINDET software maintenance
1100-32325-527500	LANDFILL SERVICE	<del>\$36,050.00</del> <sup>25,000</sup>	\$36,050.00	Landfill tipping fee to Manitowoc County
1100-32325-531200	OTHER OFFICE SUPPLIES	\$200.00	\$200.00	Paint; Stencils; Binders; Paper
1100-32325-531300	PRINTING/DUPLICATING SERVICE	\$500.00	\$500.00	ECSM Permits; Brochures; Door Hangers
1100-32325-532400	MEMBERSHIP DUES	\$7,500.00	\$2,500.00	NEWSC PD 1/9/13 \$5,000.00 MS4 Permit PL
1100-32325-532500	REGISTRATION FEES AND TUITION	\$750.00	\$750.00	Training for Stormwater Aide & Dep. Director DPW #10 11/2/15 LISA
1100-32325-532630	PUBLIC EDUCATION	\$500.00	\$500.00	Park Signs; Public Notices; Ed Program
1100-32325-532900	OTHER PUBLICATIONS,SUBSCRIP. &	\$0.00		
1100-32325-533500	MEALS	\$50.00	\$50.00	Meals
1100-32325-533600	LODGING	\$75.00	\$75.00	Lodging
1100-32325-535100	VEHICLE & EQUIPMENT FUEL	<del>\$1,000.00</del> <sup>600.00</sup>	\$1,000.00	#5 Stormwater Vehicle
1100-32325-553350	ISF EQUIPMENT RENTAL CHGS	\$329,246.71	\$329,246.71	#5 Vehicle Lease/Maint; DPW Street Sweeper

Total Expenses \$704,125.71

## 2013 CAPITAL PROJECTS

### STORMWATER MANAGEMENT

Fund	Org	Acct	Dollars	Description	Sub-Total
4200	32325	424790	171,000	Grants	
				Construction of Dewey Pond	150,000
				Construction of Dufek Pond	
				Fee-In-Lieu of Stormwater	21,000
<b>TOTAL REVENUES</b>			<b>0</b>		

Fund	Org	Acct	Dollars	Description	Sub-Total
4200	32325				
		532600	150	Advertising	
		521500	29,331	<b>Comprehensive Stormwater Management Plan</b>	
				Capital Engineering Services	17,331
				Stormwater Management/Engineering Services	7,500
				Permits for Capital Works Projects	1,000
				Dewey St. Pond Vegetation Design	3,500
		582100		<b>Land Acquisition</b>	
		582550	505,000	<b>Ponds</b>	
				Dewey St Wet Pond	505,000
				SW Corner Dufek & West Pond	
				Red Arrow Park Bio-Infiltration Basins	
		582350		<b>Soil Borings</b>	
<b>TOTAL CAPITAL EXPENSES</b>			<b>534,481</b>		
<b>NET</b>			<b>363,481</b>		

4200 32325 424790  
 171,000  
 Grants  
 Construction of Dewey Pond  
 Construction of Dufek Pond  
 Fee-In-Lieu of Stormwater  
 150,000  
 21,000

# Project Management

## Task 2 Label Detail By Project Label

User: klynch  
 Printed: 1/24/2014 - 2:55 PM



Label	Code	Description						Revenue Amount	Expense Amount	
Project Label	STMWTR	STORMWATER MANAGEMENT								
	1PUBLIC0	PUBLIC EDUCATION								
	1PUBLIC0-32325	PUBLIC EDUCATION								
<u>Date</u>	<u>Amount</u>	<u>ALFRE</u>	<u>LEMS</u>	<u>System</u>	<u>Hours</u>	<u>Description</u>	<u>Reference</u>	<u>Line Item Description</u>	<u>Revenue Amount</u>	<u>Expense Amount</u>
09/26/2013	24.17	Expense	L	PR	1.00	32813	Smits	32813 Employee Gross	0.00	24.17
09/26/2013	3.45	Expense	L	PR	0.00	32813	Smits	32813 Employee Benefit	0.00	3.45
							Totals:		0.00	27.62
	1PUBLIC0	PUBLIC EDUCATION						Budget:	0.00	0.00
	1PUBLIC0	PUBLIC EDUCATION						Totals:	0.00	27.62
	2ILLICIT	ILLICIT DISCHARGE								
	2ILLICIT-32325	ILLICIT DISCHARGE								
<u>Date</u>	<u>Amount</u>	<u>ALFRE</u>	<u>LEMS</u>	<u>System</u>	<u>Hours</u>	<u>Description</u>	<u>Reference</u>	<u>Line Item Description</u>	<u>Revenue Amount</u>	<u>Expense Amount</u>
11/07/2013	169.19	Expense	L	PR	7.00	32813	Smits	32813 Employee Gross	0.00	169.19
11/07/2013	64.05	Expense	L	PR	0.00	32813	Smits	32813 Employee Benefit	0.00	64.05
05/09/2013	19.47	Expense	L	PR	0.50	31405	Minikel	31405 Employee Gross	0.00	19.47
05/09/2013	10.05	Expense	L	PR	0.00	31405	Minikel	31405 Employee Benefit	0.00	10.05
06/06/2013	145.02	Expense	L	PR	6.00	32813	Smits	32813 Employee Gross	0.00	145.02
06/06/2013	54.89	Expense	L	PR	0.00	32813	Smits	32813 Employee Benefit	0.00	54.89
06/20/2013	193.36	Expense	L	PR	8.00	32813	Smits	32813 Employee Gross	0.00	193.36
06/20/2013	27.65	Expense	L	PR	0.00	32813	Smits	32813 Employee Benefit	0.00	27.65
08/29/2013	101.75	Expense	L	PR	11.00	33324	Rhode	33324 Employee Gross	0.00	101.75
08/29/2013	7.78	Expense	L	PR	0.00	33324	Rhode	33324 Employee Benefit	0.00	7.78
08/29/2013	27.75	Expense	L	PR	3.00	33378	Dixon	33378 Employee Gross	0.00	27.75
08/29/2013	2.12	Expense	L	PR	0.00	33378	Dixon	33378 Employee Benefit	0.00	2.12

# Project Management

## Task 2 Label Detail By Project Label

User: klynch  
 Printed: 1/24/2014 - 2:55 PM




Label	Code	Description								
08/15/2013	37.00	Expense	L PR	4.00	33324	Rhode	33324 Employee Gross	0.00	37.00	
08/15/2013	2.82	Expense	L PR	0.00	33324	Rhode	33324 Employee Benefit	0.00	2.82	
08/15/2013	37.00	Expense	L PR	4.00	33378	Dixon	33378 Employee Gross	0.00	37.00	
08/15/2013	2.82	Expense	L PR	0.00	33378	Dixon	33378 Employee Benefit	0.00	2.82	
08/01/2013	203.50	Expense	L PR	22.00	33324	Rhode	33324 Employee Gross	0.00	203.50	
08/01/2013	15.57	Expense	L PR	0.00	33324	Rhode	33324 Employee Benefit	0.00	15.57	
08/01/2013	240.50	Expense	L PR	26.00	33378	Dixon	33378 Employee Gross	0.00	240.50	
08/01/2013	18.41	Expense	L PR	0.00	33378	Dixon	33378 Employee Benefit	0.00	18.41	
09/26/2013	265.87	Expense	L PR	11.00	32813	Smits	32813 Employee Gross	0.00	265.87	
09/26/2013	38.03	Expense	L PR	0.00	32813	Smits	32813 Employee Benefit	0.00	38.03	
10/10/2013	96.68	Expense	L PR	4.00	32813	Smits	32813 Employee Gross	0.00	96.68	
10/10/2013	34.99	Expense	L PR	0.00	32813	Smits	32813 Employee Benefit	0.00	34.99	
11/07/2013	24.17	Expense	L PR	1.00	32813	Smits	32813 Employee Gross	0.00	24.17	
11/07/2013	9.13	Expense	L PR	0.00	32813	Smits	32813 Employee Benefit	0.00	9.13	
08/01/2013	96.68	Expense	L PR	4.00	32813	Smits	32813 Employee Gross	0.00	96.68	
08/01/2013	36.60	Expense	L PR	0.00	32813	Smits	32813 Employee Benefit	0.00	36.60	
ILICIT DISCHARGE								Totals:	0.00	1,982.85
2ILICIT								Budget:	0.00	0.00
2ILICIT								Totals:	0.00	1,982.85
3CONSTRU								CONSTRUCTION PROJECTS		
3CONSTRU-32325								CONSTRUCTION PROJECTS		
<u>Date</u>	<u>Amount</u>	<u>ALFRE</u>	<u>LEMS</u>	<u>System</u>	<u>Hours</u>	<u>Description</u>	<u>Reference</u>	<u>Line Item Description</u>	<u>Revenue Amount</u>	<u>Expense Amount</u>
07/03/2013	386.72	Expense	L	PR	16.00	32813	Smits	32813 Employee Gross	0.00	386.72
07/03/2013	146.40	Expense	L	PR	0.00	32813	Smits	32813 Employee Benefit	0.00	146.40
08/29/2013	96.68	Expense	L	PR	4.00	32813	Smits	32813 Employee Gross	0.00	96.68

# Project Management

## Task 2 Label Detail By Project Label

User: klynch  
 Printed: 1/24/2014 - 2:55 PM



Label	Code	Description									
08/29/2013	13.82	Expense	L	PR	0.00	32813	Smits	32813 Employee Benefit	0.00	13.82	
09/12/2013	48.34	Expense	L	PR	2.00	32813	Smits	32813 Employee Gross	0.00	48.34	
09/12/2013	16.93	Expense	L	PR	0.00	32813	Smits	32813 Employee Benefit	0.00	16.93	
11/07/2013	72.51	Expense	L	PR	3.00	32813	Smits	32813 Employee Gross	0.00	72.51	
11/07/2013	27.44	Expense	L	PR	0.00	32813	Smits	32813 Employee Benefit	0.00	27.44	
12/19/2013	72.51	Expense	L	PR	3.00	32813	Smits	32813 Employee Gross	0.00	72.51	
12/19/2013	10.37	Expense	L	PR	0.00	32813	Smits	32813 Employee Benefit	0.00	10.37	
06/20/2013	193.36	Expense	L	PR	8.00	32813	Smits	32813 Employee Gross	0.00	193.36	
06/20/2013	27.63	Expense	L	PR	0.00	32813	Smits	32813 Employee Benefit	0.00	27.63	
09/11/2013	995.00	Expense	L	AP	0.00	12485		SCHUH'S EXCAVAT MOVE EXTEND TILE LINE TO DITCH ON SILVI	0.00	995.00	
06/05/2013	715.00	Revenue	R	CR	0.00		2013-06-14	Cash Receipts Batch 00205.06.2013	715.00	0.00	
07/03/2013	40.00	Revenue	R	CR	0.00		2013-07-19	Cash Receipts Batch 00202.07.2013	40.00	0.00	
07/05/2013	40.00	Revenue	R	CR	0.00		2013-07-27	Cash Receipts Batch 00203.07.2013	40.00	0.00	
07/18/2013	40.00	Revenue	R	CR	0.00		2013-07-99	Cash Receipts Batch 00217.07.2013	40.00	0.00	
07/23/2013	715.00	Revenue	R	CR	0.00		2013-07-131	Cash Receipts Batch 00220.07.2013	715.00	0.00	
02/11/2013	80.00	Revenue	R	CR	0.00		2013-02-69	ENG ECSM PERMITS ENGINEERING 2-11-13	80.00	0.00	
05/30/2013	715.00	Revenue	R	AR1	0.00		2013-05-234	AR Invoices 28003.05.2013	715.00	0.00	
06/27/2013	835.00	Revenue	R	AR1	0.00		2013-06-190	AR Invoices 20010.06.2013	835.00	0.00	
08/23/2013	391.00	Revenue	R	CR	0.00		2013-08-199	ENG ECSM PERMITS ENGINEERING	391.00	0.00	
11/14/2013	1,067.50	Revenue	R	CR	0.00		2013-11-103	ENG ECSM PERMITS ENGINEERING	1,067.50	0.00	
06/07/2013	15,015.00	Expense	S	AP	0.00	8857		MCMULLEN & PIT: FOR SERVICES 6/5/13 FINAL PAYMENT	0.00	15,015.00	
CONSTRUCTION PROJECTS									Totals:	4,638.50	17,122.71
3CONSTRU CONSTRUCTION PROJECTS									Budget:	0.00	0.00
3CONSTRU CONSTRUCTION PROJECTS									Totals:	4,638.50	17,122.71
4POSTCON POST CONSTRUCTION											

# Project Management

## Task 2 Label Detail By Project Label

User: klynch

Printed: 1/24/2014 - 2:55 PM



Label	Code	Description		Hours	Description	Reference	Line Item Description	Revenue Amount	Expense Amount	
	4POSTCON-32325	POST CONSTRUCTION								
<u>Date</u>	<u>Amount</u>	<u>ALFRE</u>	<u>LEMS</u>	<u>System</u>	<u>Hours</u>	<u>Description</u>	<u>Reference</u>	<u>Line Item Description</u>	<u>Revenue Amount</u>	<u>Expense Amount</u>
08/15/2013	48.34	Expense	L	PR	2.00	32813	Smits	32813 Employee Gross	0.00	48.34
08/15/2013	6.90	Expense	L	PR	0.00	32813	Smits	32813 Employee Benefit	0.00	6.90
			POST CONSTRUCTION				Totals:		0.00	55.24
	4POSTCON	POST CONSTRUCTION					Budget:		0.00	0.00
	4POSTCON	POST CONSTRUCTION					Totals:		0.00	55.24
	5PPREVNT	POLLUTION PREVENTION								
	5PPREVNT-32325	POLLUTION PREVENTION								
<u>Date</u>	<u>Amount</u>	<u>ALFRE</u>	<u>LEMS</u>	<u>System</u>	<u>Hours</u>	<u>Description</u>	<u>Reference</u>	<u>Line Item Description</u>	<u>Revenue Amount</u>	<u>Expense Amount</u>
06/20/2013	169.19	Expense	L	PR	7.00	32813	Smits	32813 Employee Gross	0.00	169.19
06/20/2013	24.20	Expense	L	PR	0.00	32813	Smits	32813 Employee Benefit	0.00	24.20
10/10/2013	145.02	Expense	L	PR	6.00	32813	Smits	32813 Employee Gross	0.00	145.02
10/10/2013	52.53	Expense	L	PR	0.00	32813	Smits	32813 Employee Benefit	0.00	52.53
05/15/2013	6,713.59	Expense	M	AP	0.00	11668		WASTE MANAGEM LANDFILL SOLID WASTE, CATCH BASINS, STF	0.00	6,713.59
06/05/2013	8,666.22	Expense	M	AP	0.00	11668		WASTE MANAGEM LANDFILL & SOLID WASTE	0.00	8,666.22
06/19/2013	4,048.25	Expense	M	AP	0.00	11668		WASTE MANAGEM STREET SWEEPING & CATCH BASIN CLEANIN	0.00	4,048.25
07/12/2013	7,070.78	Expense	M	AP	0.00	11668		WASTE MANAGEM STREET SWEEPING & CATCH BASIN CLEANIN	0.00	7,070.78
08/01/2013	1,801.81	Expense	M	AP	0.00	11668		WASTE MANAGEM CATCH BASIN & STREET SWEEPING MATERIA	0.00	1,801.81
08/01/2013	4,252.93	Expense	M	AP	0.00	11668		WASTE MANAGEM CATCH BASIN & STREET SWEEPING MATERIA	0.00	4,252.93
08/28/2013	1,218.40	Expense	M	AP	0.00	11668		WASTE MANAGEM LANDFILL CHARGES FOR STREET SWEEPING	0.00	1,218.40
08/07/2013	5,141.00	Expense	M	AP	0.00	11668		WASTE MANAGEM STREET SWEEPING, CATCH BASIN CLEANING	0.00	5,141.00
10/16/2013	5,039.37	Expense	M	AP	0.00	11668		WASTE MANAGEM STREET SWEEPING & CATCH BASIN CLEANIN	0.00	5,039.37
04/24/2013	2,709.12	Expense	S	AP	0.00	11668		WASTE MANAGEM LANDFILL & SOLID WASTE	0.00	2,709.12
10/30/2013	934.14	Expense	S	CR	0.00		2013-10-240	AUG DPW EQUIP RENTAL DPW EQUIPMENT R	0.00	934.14

# Project Management

## Task 2 Label Detail By Project Label

User: klynch

Printed: 1/24/2014 - 2:55 PM



Label	Code	Description								
01/14/2014	15,503.20	Expense	S	CR	0.00	2013-12-343	OCT2013 DPW EQUIP RENTAL DPW EQUIPME	0.00	15,503.20	
01/14/2014	1,178.17	Expense	S	CR	0.00	2013-12-343	OCT2013 DPW EQUIP RENTAL DPW EQUIPME	0.00	1,178.17	
01/14/2014	24,631.15	Expense	S	CR	0.00	2013-12-343	OCT2013 DPW EQUIP RENTAL DPW EQUIPME	0.00	24,631.15	
01/14/2014	7,563.34	Expense	S	CR	0.00	2013-12-343	NOV2013 DPW EQUIP RENTAL DPW EQUIPME	0.00	7,563.34	
01/14/2014	242.84	Expense	S	CR	0.00	2013-12-343	NOV2013 DPW EQUIP RENTAL DPW EQUIPME	0.00	242.84	
01/14/2014	41,743.00	Expense	S	CR	0.00	2013-12-343	NOV2013 DPW EQUIP RENTAL DPW EQUIPME	0.00	41,743.00	
POLLUTION PREVENTION								Totals:	0.00	138,848.25
5PPREVNT POLLUTION PREVENTION								Budget:	0.00	0.00
5PPREVNT POLLUTION PREVENTION								Totals:	0.00	138,848.25
6SWQLTMG STORMWATER QUALITY MNG										
6SWQLTMG-32325 STORMWATER QUALITY MANAGEMENT										
<u>Date</u>	<u>Amount</u>	<u>ALFRE</u>	<u>LEMS</u>	<u>System</u>	<u>Hours</u>	<u>Description</u>	<u>Reference</u>	<u>Line Item Description</u>	<u>Revenue Amount</u>	<u>Expense Amount</u>
10/10/2013	48.34	Expense	L	PR	2.00	32813	Smits	32813 Employee Gross	0.00	48.34
10/10/2013	17.52	Expense	L	PR	0.00	32813	Smits	32813 Employee Benefit	0.00	17.52
08/01/2013	193.36	Expense	L	PR	8.00	32813	Smits	32813 Employee Gross	0.00	193.36
08/01/2013	73.18	Expense	L	PR	0.00	32813	Smits	32813 Employee Benefit	0.00	73.18
07/03/2013	386.72	Expense	L	PR	16.00	32813	Smits	32813 Employee Gross	0.00	386.72
07/03/2013	146.40	Expense	L	PR	0.00	32813	Smits	32813 Employee Benefit	0.00	146.40
STORMWATER QUALITY MA								Totals:	0.00	865.52
6SWQLTMG STORMWATER QUALITY MI								Budget:	0.00	0.00



# Project Management

## Task 2 Label Detail By Project Label

User: klynch  
 Printed: 1/24/2014 - 2:55 PM



Label	Code	Description								
	6SWQLTMG	STORMWATER QUALITY MNG	Totals:	0.00 865.52						
	8OTHER00	MISC MS4 STORMWATER PERMIT								
	8OTHER00-32325	MISC MS4 STORMWATER PERMIT								
<u>Date</u>	<u>Amount</u>	<u>ALFRE</u>	<u>LEMS</u>	<u>System</u>	<u>Hours</u>	<u>Description</u>	<u>Reference</u>	<u>Line Item Description</u>	<u>Revenue Amount</u>	<u>Expense Amount</u>
12/19/2013	72.51	Expense	L	PR	3.00	32813	Smits	32813 Employee Gross	0.00	72.51
12/19/2013	10.36	Expense	L	PR	0.00	32813	Smits	32813 Employee Benefit	0.00	10.36
12/31/2013	120.85	Expense	L	PR	5.00	32813	Smits	32813 Employee Gross	0.00	120.85
12/31/2013	17.71	Expense	L	PR	0.00	32813	Smits	32813 Employee Benefit	0.00	17.71
12/05/2013	96.68	Expense	L	PR	4.00	32813	Smits	32813 Employee Gross	0.00	96.68
12/05/2013	37.71	Expense	L	PR	0.00	32813	Smits	32813 Employee Benefit	0.00	37.71
01/09/2013	2,500.00	Expense	S	AP	0.00	8263		FOX-WOLF WATER 2013 NEWS MEMBERSHIP	0.00	2,500.00
06/05/2013	5,000.00	Expense	S	AP	0.00	9889		WISCONSIN STATE STORMWATER FEES MS4 CITY WIDE	0.00	5,000.00
							Totals:		0.00	7,855.82
	8OTHER00	MISC MS4 STORMWATER PF					Budget:		0.00	0.00
	8OTHER00	MISC MS4 STORMWATER PERI					Totals:		0.00	7,855.82
	STMWTRMG	STORMWATER MANAGEMENT								
	STMWTRMG-32325	STORMWATER MANAGEMENT								
<u>Date</u>	<u>Amount</u>	<u>ALFRE</u>	<u>LEMS</u>	<u>System</u>	<u>Hours</u>	<u>Description</u>	<u>Reference</u>	<u>Line Item Description</u>	<u>Revenue Amount</u>	<u>Expense Amount</u>
07/18/2013	193.36	Expense	L	PR	8.00	32813	Smits	32813 Employee Gross	0.00	193.36
07/18/2013	27.64	Expense	L	PR	0.00	32813	Smits	32813 Employee Benefit	0.00	27.64
08/15/2013	48.34	Expense	L	PR	2.00	32813	Smits	32813 Employee Gross	0.00	48.34

# Project Management

## Task 2 Label Detail By Project Label

User: klynch

Printed: 1/24/2014 - 2:55 PM



Label	Code	Description								
08/15/2013	6.91	Expense	L	PR	0.00	32813	Smits	32813 Employee Benefit	0.00	6.91
08/15/2013	37.09	Expense	L	PR	1.00	31405	Minikel	31405 Employee Gross	0.00	37.09
08/15/2013	5.79	Expense	L	PR	0.00	31405	Minikel	31405 Employee Benefit	0.00	5.79
01/17/2013	580.08	Expense	L	PR	24.00	32793	Sosnosky	32793 Employee Gross	0.00	580.08
01/17/2013	82.94	Expense	L	PR	0.00	32793	Sosnosky	32793 Employee Benefit	0.00	82.94
07/03/2013	193.36	Expense	L	PR	8.00	32813	Smits	32813 Employee Gross	0.00	193.36
07/03/2013	73.19	Expense	L	PR	0.00	32813	Smits	32813 Employee Benefit	0.00	73.19
07/18/2013	193.36	Expense	L	PR	8.00	32813	Smits	32813 Employee Gross	0.00	193.36
07/18/2013	27.66	Expense	L	PR	0.00	32813	Smits	32813 Employee Benefit	0.00	27.66
06/20/2013	128.45	Expense	L	PR	5.00	31631	Herzog	31631 Employee Gross	0.00	128.45
06/20/2013	17.98	Expense	L	PR	0.00	31631	Herzog	31631 Employee Benefit	0.00	17.98
12/05/2013	72.51	Expense	L	PR	3.00	32813	Smits	32813 Employee Gross	0.00	72.51
12/05/2013	28.31	Expense	L	PR	0.00	32813	Smits	32813 Employee Benefit	0.00	28.31
12/28/2013	131.65	Expense	L	PR	5.00	31534	Zimmer	31534 Employee Gross	0.00	131.65
12/28/2013	97.09	Expense	L	PR	0.00	31534	Zimmer	31534 Employee Benefit	0.00	97.09
06/06/2013	179.83	Expense	L	PR	7.00	31631	Herzog	31631 Employee Gross	0.00	179.83
06/06/2013	126.18	Expense	L	PR	0.00	31631	Herzog	31631 Employee Benefit	0.00	126.18
06/20/2013	102.76	Expense	L	PR	4.00	31631	Herzog	31631 Employee Gross	0.00	102.76
06/20/2013	14.39	Expense	L	PR	0.00	31631	Herzog	31631 Employee Benefit	0.00	14.39
08/29/2013	145.02	Expense	L	PR	6.00	32813	Smits	32813 Employee Gross	0.00	145.02
08/29/2013	20.72	Expense	L	PR	0.00	32813	Smits	32813 Employee Benefit	0.00	20.72
08/15/2013	241.70	Expense	L	PR	10.00	32813	Smits	32813 Employee Gross	0.00	241.70
08/15/2013	34.56	Expense	L	PR	0.00	32813	Smits	32813 Employee Benefit	0.00	34.56
08/01/2013	96.68	Expense	L	PR	4.00	32813	Smits	32813 Employee Gross	0.00	96.68
08/01/2013	36.60	Expense	L	PR	0.00	32813	Smits	32813 Employee Benefit	0.00	36.60
09/26/2013	145.02	Expense	L	PR	6.00	32813	Smits	32813 Employee Gross	0.00	145.02
09/26/2013	20.74	Expense	L	PR	0.00	32813	Smits	32813 Employee Benefit	0.00	20.74
12/19/2013	48.34	Expense	L	PR	2.00	32813	Smits	32813 Employee Gross	0.00	48.34
12/19/2013	6.92	Expense	L	PR	0.00	32813	Smits	32813 Employee Benefit	0.00	6.92
12/28/2013	27.98	Expense	L	PR	0.00	32813	Smits	32813 Employee Benefit	0.00	27.98
12/28/2013	72.51	Expense	L	PR	3.00	32813	Smits	32813 Employee Gross	0.00	72.51
03/14/2013	700.92	Expense	L	PR	18.00	31405	Minikel	31405 Employee Gross	0.00	700.92
03/14/2013	109.93	Expense	L	PR	0.00	31405	Minikel	31405 Employee Benefit	0.00	109.93

# Project Management

## Task 2 Label Detail By Project Label

User: klynch  
 Printed: 1/24/2014 - 2:55 PM



Label	Code	Description								
07/03/2013	108.77	Expense	L	PR	4.50	32813	Smits	32813 Employee Gross	0.00	108.77
07/03/2013	41.18	Expense	L	PR	0.00	32813	Smits	32813 Employee Benefit	0.00	41.18
11/07/2013	24.17	Expense	L	PR	1.00	32813	Smits	32813 Employee Gross	0.00	24.17
11/07/2013	9.15	Expense	L	PR	0.00	32813	Smits	32813 Employee Benefit	0.00	9.15
12/19/2013	386.72	Expense	L	PR	16.00	32813	Smits	32813 Employee Gross	0.00	386.72
12/19/2013	55.29	Expense	L	PR	0.00	32813	Smits	32813 Employee Benefit	0.00	55.29
03/28/2013	58.41	Expense	L	PR	1.50	31405	Minikel	31405 Employee Gross	0.00	58.41
03/28/2013	9.06	Expense	L	PR	0.00	31405	Minikel	31405 Employee Benefit	0.00	9.06
03/28/2013	52.66	Expense	L	PR	2.00	31534	Zimmer	31534 Employee Gross	0.00	52.66
03/28/2013	8.17	Expense	L	PR	0.00	31534	Zimmer	31534 Employee Benefit	0.00	8.17
05/23/2013	25.69	Expense	L	PR	1.00	31631	Herzog	31631 Employee Gross	0.00	25.69
05/23/2013	3.59	Expense	L	PR	0.00	31631	Herzog	31631 Employee Benefit	0.00	3.59
10/10/2013	37.09	Expense	L	PR	1.00	31405	Minikel	31405 Employee Gross	0.00	37.09
10/10/2013	20.55	Expense	L	PR	0.00	31405	Minikel	31405 Employee Benefit	0.00	20.55
12/19/2013	24.17	Expense	L	PR	1.00	32813	Smits	32813 Employee Gross	0.00	24.17
12/19/2013	3.46	Expense	L	PR	0.00	32813	Smits	32813 Employee Benefit	0.00	3.46
06/20/2013	773.44	Expense	L	PR	32.00	32813	Smits	32813 Employee Gross	0.00	773.44
06/20/2013	110.60	Expense	L	PR	0.00	32813	Smits	32813 Employee Benefit	0.00	110.60
08/01/2013	96.68	Expense	L	PR	4.00	32813	Smits	32813 Employee Gross	0.00	96.68
08/01/2013	36.59	Expense	L	PR	0.00	32813	Smits	32813 Employee Benefit	0.00	36.59
10/10/2013	120.85	Expense	L	PR	5.00	32813	Smits	32813 Employee Gross	0.00	120.85
10/10/2013	43.75	Expense	L	PR	0.00	32813	Smits	32813 Employee Benefit	0.00	43.75
12/19/2013	24.17	Expense	L	PR	1.00	32813	Smits	32813 Employee Gross	0.00	24.17
12/19/2013	3.46	Expense	L	PR	0.00	32813	Smits	32813 Employee Benefit	0.00	3.46
11/07/2013	96.68	Expense	L	PR	4.00	32813	Smits	32813 Employee Gross	0.00	96.68
11/07/2013	36.59	Expense	L	PR	0.00	32813	Smits	32813 Employee Benefit	0.00	36.59
06/06/2013	580.08	Expense	L	PR	24.00	32813	Smits	32813 Employee Gross	0.00	580.08
06/06/2013	219.60	Expense	L	PR	0.00	32813	Smits	32813 Employee Benefit	0.00	219.60
08/01/2013	193.36	Expense	L	PR	8.00	32813	Smits	32813 Employee Gross	0.00	193.36
08/01/2013	73.21	Expense	L	PR	0.00	32813	Smits	32813 Employee Benefit	0.00	73.21
06/28/2013	55.38	Expense	M	CR	0.00	2013-06-199		DPW MAY 2013 FUEL/MAINT ENGINEERING D	0.00	55.38
09/04/2013	63.84	Expense	M	CR	0.00	2013-09-8		JUNE 2013 FUEL/MTNC ENGINEERING DEPT	0.00	63.84
10/01/2013	46.75	Expense	M	CR	0.00	2013-10-4		JULY FUEL MAINT ENGINEERING DEPT	0.00	46.75

# Project Management

## Task 2 Label Detail By Project Label

User: klynch

Printed: 1/24/2014 - 2:55 PM



Label	Code	Description							
10/15/2013	106.29	Expense	M	CR	0.00	2013-10-102	AUG 2013 FUEL/MAINT ENGINEERING DEPT	0.00	106.29
11/27/2013	85.73	Expense	M	CR	0.00	2013-11-198	OCT 2013 FUEL/MAINT ENGINEERING DEPT	0.00	85.73
11/27/2013	113.44	Expense	M	CR	0.00	2013-11-198	SEPT 2013 FUEL/MAINT ENGINEERING DEPT	0.00	113.44
10/16/2013	150.00	Expense	S	AP	0.00	7750	U S BANK	0.00	150.00
03/06/2013	195.00	Expense	S	AP	0.00	7750	U S BANK	0.00	195.00
03/06/2013	190.00	Expense	S	AP	0.00	7750	U S BANK	0.00	190.00
03/06/2013	59.00	Expense	S	AP	0.00	7750	U S BANK	0.00	59.00
09/04/2013	3,821.42	Expense	S	CR	0.00	2013-09-8	10 STEPS TO CONSTRUCTION SITE STORMWA'	0.00	3,821.42
12/31/2013	250.00	Expense	S	AP	0.00	7750	U S BANK	0.00	250.00
12/31/2013	147.42	Expense	S	AP	0.00	7750	U S BANK	0.00	147.42
							STORMWATER MANAGEMEN		
							Totals:	0.00	12,637.97
	STMWTRMG	STORMWATER MANAGEME					Budget:	0.00	0.00
	STMWTRMG	STORMWATER MANAGEMEN					Totals:	0.00	12,637.97
	Project Label	STORMWATER MANAGEME					Totals:	4,638.50	179,395.98
							Totals:	4,638.50	179,395.98

# Project Management

## Task 2 Label Detail By Project Label

User: klynch

Printed: 1/24/2014 - 2:55 PM



Label	Code	Description		
			Total Amount:	
				4,638.50
				179,395.98

# Project Management

## Task 2 Label Detail By Project Label

User: sbirr

Printed: 1/24/2014 - 10:34 AM



Project Label	Code	Description	Amount	ALFRE	LEMS	System	Hours	Description	Reference	Line Item Description	Revenue Amount	Expense Amount
PONDS		STORMWATER PONDS										
POND0001		S 41ST AND CUSTER ST POND										
POND0001-32325		S 41 AND CUSTER ST POND										
01/11/2013	3.94	Expense	E	PM	0.25	35	2013-01-94	2009 Ford F-250 SD 3/4 TCrew Cab			0.00	3.94
04/02/2013	9.15	Expense	E	PM	0.25	51	2013-04-48	1997 Chevrolet 5yd Self Load			0.00	9.15
05/08/2013	15.75	Expense	E	PM	1.00	31	2013-05-166	1991 Ford 1 ton Dump Truck			0.00	15.75
07/03/2013	49.85	Expense	E	PM	1.00	101	2013-07-85	1995 John Deere 6200 Tractor			0.00	49.85
07/03/2013	64.08	Expense	E	PM	5.50	218	2013-07-85	2001 Stihl Weed Cutter FS-85			0.00	64.08
07/03/2013	52.43	Expense	E	PM	4.50	219	2013-07-85	2001 Stihl Weed Cutter FS-85			0.00	52.43
07/03/2013	55.80	Expense	E	PM	6.00	267	2013-07-85	2001 Lawn Boy 21" Push Mower			0.00	55.80
07/03/2013	7.88	Expense	E	PM	0.50	35	2013-07-85	2009 Ford F-250 SD 3/4 TCrew Cab			0.00	7.88
01/17/2013	5.60	Expense	L	PR	0.25	32059	Hutterer	32059 Employee Gross			0.00	5.60
01/17/2013	2.49	Expense	L	PR	0.00	32059	Hutterer	32059 Employee Benefit			0.00	2.49
01/17/2013	5.62	Expense	L	PR	0.25	31024	Behnke	31024 Employee Gross			0.00	5.62
01/17/2013	2.50	Expense	L	PR	0.00	31024	Behnke	31024 Employee Benefit			0.00	2.50
01/17/2013	5.57	Expense	L	PR	0.25	33016	Hastreiter	33016 Employee Gross			0.00	5.57
01/17/2013	2.48	Expense	L	PR	0.00	33016	Hastreiter	33016 Employee Benefit			0.00	2.48
04/11/2013	16.72	Expense	L	PR	0.75	33016	Hastreiter	33016 Employee Gross			0.00	16.72
04/11/2013	7.50	Expense	L	PR	0.00	33016	Hastreiter	33016 Employee Benefit			0.00	7.50
05/23/2013	44.82	Expense	L	PR	2.00	32056	Naibert	32056 Employee Gross			0.00	44.82
05/23/2013	19.98	Expense	L	PR	0.00	32056	Naibert	32056 Employee Benefit			0.00	19.98
07/18/2013	58.50	Expense	L	PR	6.50	33507	Rauen	33507 Employee Gross			0.00	58.50
07/18/2013	4.48	Expense	L	PR	0.00	33507	Rauen	33507 Employee Benefit			0.00	4.48
07/18/2013	58.50	Expense	L	PR	6.50	33515	Tietje	33515 Employee Gross			0.00	58.50
07/18/2013	4.47	Expense	L	PR	0.00	33515	Tietje	33515 Employee Benefit			0.00	4.47
07/18/2013	60.13	Expense	L	PR	6.50	33407	Groddy	33407 Employee Gross			0.00	60.13
07/18/2013	4.60	Expense	L	PR	0.00	33407	Groddy	33407 Employee Benefit			0.00	4.60
07/18/2013	9.00	Expense	L	PR	1.00	33391	Schleunes	33391 Employee Gross			0.00	9.00
07/18/2013	0.69	Expense	L	PR	0.00	33391	Schleunes	33391 Employee Benefit			0.00	0.69
08/15/2013	9.25	Expense	L	PR	1.00	33413	Popp	33413 Employee Gross			0.00	9.25
08/15/2013	0.70	Expense	L	PR	0.00	33413	Popp	33413 Employee Benefit			0.00	0.70

# Project Management

## Task 2 Label Detail By Project Label

User: sbirr

Printed: 1/24/2014 - 10:34 AM

Label	Code	Description	Amount	ALFRE	LEMS	System	Hours	Description	Reference	Line Item Description	Revenue Amount	Expense Amount
		S 41 AND CUSTER ST POND									0.00	582.48
		Totals:										
POND0001		S 41ST AND CUSTER ST PON									0.00	0.00
POND0001		S 41ST AND CUSTER ST POND									0.00	582.48
		Totals:										
POND0002		S 30TH ST POND										
POND0002-32325		S 30TH ST POND										
01/11/2013	3.94	Expense	E	PM	0.25	35			2013-01-94	2009 Ford F-250 SD 3/4 TCrew Cab	0.00	3.94
05/08/2013	31.50	Expense	E	PM	2.00	31			2013-05-166	1991 Ford 1 ton Dump Truck	0.00	31.50
07/25/2013	7.95	Expense	E	PM	0.50	32			2013-08-3	1992 Ford 1 ton Dump Truck	0.00	7.95
01/17/2013	11.21	Expense	L	PR	0.50	32059			Hutterer	32059 Employee Gross	0.00	11.21
01/17/2013	4.99	Expense	L	PR	0.00	32059			Hutterer	32059 Employee Benefit	0.00	4.99
01/17/2013	11.24	Expense	L	PR	0.50	31024			Behnke	31024 Employee Gross	0.00	11.24
01/17/2013	5.00	Expense	L	PR	0.00	31024			Behnke	31024 Employee Benefit	0.00	5.00
01/17/2013	11.15	Expense	L	PR	0.50	33016			Hastreiter	33016 Employee Gross	0.00	11.15
01/17/2013	4.98	Expense	L	PR	0.00	33016			Hastreiter	33016 Employee Benefit	0.00	4.98
04/11/2013	16.72	Expense	L	PR	0.75	33016			Hastreiter	33016 Employee Gross	0.00	16.72
04/11/2013	7.49	Expense	L	PR	0.00	33016			Hastreiter	33016 Employee Benefit	0.00	7.49
05/23/2013	100.85	Expense	L	PR	4.50	32056			Naibert	32056 Employee Gross	0.00	100.85
05/23/2013	44.94	Expense	L	PR	0.00	32056			Naibert	32056 Employee Benefit	0.00	44.94
08/15/2013	9.25	Expense	L	PR	1.00	33413			Popp	33413 Employee Gross	0.00	9.25
08/15/2013	0.71	Expense	L	PR	0.00	33413			Popp	33413 Employee Benefit	0.00	0.71
08/01/2013	27.00	Expense	L	PR	3.00	33391			Schleunes	33391 Employee Gross	0.00	27.00
08/01/2013	2.06	Expense	L	PR	0.00	33391			Schleunes	33391 Employee Benefit	0.00	2.06
08/01/2013	9.25	Expense	L	PR	1.00	33407			Groddy	33407 Employee Gross	0.00	9.25
08/01/2013	0.71	Expense	L	PR	0.00	33407			Groddy	33407 Employee Benefit	0.00	0.71

# Project Management

## Task 2 Label Detail By Project Label

User: sbirr

Printed: 1/24/2014 - 10:34 AM



Label	Code	Description	Amount	ALFRE	LEMS	System	Hours	Description	Reference	Line Item Description	Revenue Amount	Expense Amount																									
08/01/2013	20.00	Expense			L	PR	2.50	33440	Spurney	33440 Employee Gross	0.00	20.00																									
08/01/2013	1.53	Expense			L	PR	0.00	33440	Spurney	33440 Employee Benefit	0.00	1.53																									
08/01/2013	9.00	Expense			L	PR	1.00	33507	Rauen	33507 Employee Gross	0.00	9.00																									
08/01/2013	0.69	Expense			L	PR	0.00	33507	Rauen	33507 Employee Benefit	0.00	0.69																									
08/07/2013	2,395.83	Expense			S	AP	0.00	8851	McMAHON ASSOC.	SOUTH 30TH STREET POND	0.00	2,395.83																									
S 30TH ST POND																																					
Totals:																																					
<table border="0" style="width: 100%;"> <tr> <td style="width: 100px;">POND0002</td> <td style="width: 100px;">S 30TH ST POND</td> <td style="width: 100px;">Budget:</td> <td style="width: 100px;">0.00</td> <td style="width: 100px;">0.00</td> <td style="width: 100px;">0.00</td> <td style="width: 100px;">0.00</td> <td style="width: 100px;">0.00</td> <td style="width: 100px;">0.00</td> <td style="width: 100px;">0.00</td> <td style="width: 100px;">0.00</td> <td style="width: 100px;">0.00</td> <td style="width: 100px;">0.00</td> </tr> <tr> <td>POND0002</td> <td>S 30TH ST POND</td> <td>Totals:</td> <td>0.00</td> <td>0.00</td> <td>0.00</td> <td>0.00</td> <td>0.00</td> <td>0.00</td> <td>0.00</td> <td>0.00</td> <td>0.00</td> <td>2,737.99</td> </tr> </table>												POND0002	S 30TH ST POND	Budget:	0.00	0.00	0.00	0.00	0.00	0.00	0.00	0.00	0.00	0.00	POND0002	S 30TH ST POND	Totals:	0.00	0.00	0.00	0.00	0.00	0.00	0.00	0.00	0.00	2,737.99
POND0002	S 30TH ST POND	Budget:	0.00	0.00	0.00	0.00	0.00	0.00	0.00	0.00	0.00	0.00																									
POND0002	S 30TH ST POND	Totals:	0.00	0.00	0.00	0.00	0.00	0.00	0.00	0.00	0.00	2,737.99																									
S 10TH STREET POND																																					
S 10TH ST POND																																					
POND0003	S 10TH STREET POND	Amount	131.65	Expense	L	PR	5.00	31534	Zimmer	31534 Employee Gross	0.00	131.65																									
06/20/2013		Expense	20.44	Expense	L	PR	0.00	31534	Zimmer	31534 Employee Benefit	0.00	20.44																									
06/20/2013		Expense	18.50	Expense	L	PR	2.00	33378	Dixon	33378 Employee Gross	0.00	18.50																									
06/20/2013		Expense	1.42	Expense	L	PR	0.00	33378	Dixon	33378 Employee Benefit	0.00	1.42																									
06/20/2013		Expense	193.36	Expense	L	PR	8.00	32813	Smits	32813 Employee Gross	0.00	193.36																									
06/20/2013		Expense	27.66	Expense	L	PR	0.00	32813	Smits	32813 Employee Benefit	0.00	27.66																									
08/29/2013		Expense	37.00	Expense	L	PR	4.00	33378	Dixon	33378 Employee Gross	0.00	37.00																									
08/29/2013		Expense	2.83	Expense	L	PR	0.00	33378	Dixon	33378 Employee Benefit	0.00	2.83																									
08/29/2013		Expense	46.25	Expense	L	PR	5.00	33324	Rhode	33324 Employee Gross	0.00	46.25																									
08/29/2013		Expense	3.55	Expense	L	PR	0.00	33324	Rhode	33324 Employee Benefit	0.00	3.55																									
07/18/2013		Expense	52.66	Expense	L	PR	2.00	31534	Zimmer	31534 Employee Gross	0.00	52.66																									
07/18/2013		Expense	8.17	Expense	L	PR	0.00	31534	Zimmer	31534 Employee Benefit	0.00	8.17																									
07/18/2013		Expense	37.00	Expense	L	PR	4.00	33324	Rhode	33324 Employee Gross	0.00	37.00																									
07/18/2013		Expense	2.83	Expense	L	PR	0.00	33324	Rhode	33324 Employee Benefit	0.00	2.83																									




# Project Management

## Task 2 Label Detail By Project Label

User: sbirr

Printed: 1/24/2014 - 10:34 AM



Label	Code	Description											
07/18/2013	27.75	Expense	L	PR	33378	Dixon	33378	Employee Gross	0.00	0.00	27.75		
07/18/2013	2.12	Expense	L	PR	33378	Dixon	33378	Employee Benefit	0.00	0.00	2.12		
08/15/2013	9.25	Expense	L	PR	33324	Rhode	33324	Employee Gross	0.00	0.00	9.25		
08/15/2013	0.72	Expense	L	PR	33324	Rhode	33324	Employee Benefit	0.00	0.00	0.72		
08/15/2013	9.25	Expense	L	PR	33378	Dixon	33378	Employee Gross	0.00	0.00	9.25		
08/15/2013	0.71	Expense	L	PR	33378	Dixon	33378	Employee Benefit	0.00	0.00	0.71		
08/01/2013	9.25	Expense	L	PR	33324	Rhode	33324	Employee Gross	0.00	0.00	9.25		
08/01/2013	0.70	Expense	L	PR	33324	Rhode	33324	Employee Benefit	0.00	0.00	0.70		
01/11/2013	3.94	Expense	E	PM	35	2013-01-94			0.00	0.00	3.94		
03/26/2013	15.75	Expense	E	PM	30	2013-04-48		2009 Ford F-250 SD 3/4 TCrew Cab	0.00	0.00	15.75		
03/26/2013	36.60	Expense	E	PM	48	2013-04-48		1992 Ford 1 ton Dump Truck	0.00	0.00	36.60		
04/02/2013	18.30	Expense	E	PM	51	2013-04-48		2002 Intern'l 5yd Self Loader	0.00	0.00	18.30		
04/12/2013	4.93	Expense	E	PM	27	2013-04-142		1997 Chevrolet 5yd Self Load	0.00	0.00	4.93		
06/12/2013	15.75	Expense	E	PM	31	2013-06-105		1992 Ford Ranger 4x4 PU	0.00	0.00	15.75		
07/09/2013	15.75	Expense	E	PM	31	2013-07-85		1991 Ford 1 ton Dump Truck	0.00	0.00	15.75		
10/31/2013	18.30	Expense	E	PM	51	2013-11-21		1997 Chevrolet 5yd Self Load	0.00	0.00	18.30		
11/18/2013	15.75	Expense	E	PM	31	2013-12-9		1991 Ford 1 ton Dump Truck	0.00	0.00	15.75		
11/18/2013	52.45	Expense	E	PM	95	2013-12-9		1999 Ford 675E Loader/BH	0.00	0.00	52.45		
01/17/2013	16.81	Expense	L	PR	32059	Hutterer	32059	Employee Gross	0.00	0.00	16.81		
01/17/2013	7.48	Expense	L	PR	32059	Hutterer	32059	Employee Benefit	0.00	0.00	7.48		
01/17/2013	16.86	Expense	L	PR	31024	Behnke	31024	Employee Gross	0.00	0.00	16.86		
01/17/2013	7.49	Expense	L	PR	31024	Behnke	31024	Employee Benefit	0.00	0.00	7.49		
01/17/2013	16.72	Expense	L	PR	33016	Hastreiter	33016	Employee Gross	0.00	0.00	16.72		
01/17/2013	7.47	Expense	L	PR	33016	Hastreiter	33016	Employee Benefit	0.00	0.00	7.47		
04/11/2013	33.62	Expense	L	PR	32056	Naibert	32056	Employee Gross	0.00	0.00	33.62		
04/11/2013	15.03	Expense	L	PR	32056	Naibert	32056	Employee Benefit	0.00	0.00	15.03		
04/11/2013	33.62	Expense	L	PR	32122	Doolan	32122	Employee Gross	0.00	0.00	33.62		
04/11/2013	15.33	Expense	L	PR	32122	Doolan	32122	Employee Benefit	0.00	0.00	15.33		
04/11/2013	44.58	Expense	L	PR	33016	Hastreiter	33016	Employee Gross	0.00	0.00	44.58		
04/11/2013	19.97	Expense	L	PR	33016	Hastreiter	33016	Employee Benefit	0.00	0.00	19.97		
04/11/2013	33.80	Expense	L	PR	31672	Hanson	31672	Employee Gross	0.00	0.00	33.80		
04/11/2013	15.87	Expense	L	PR	31672	Hanson	31672	Employee Benefit	0.00	0.00	15.87		
04/25/2013	9.99	Expense	L	PR	31675	Krajnik	31675	Employee Benefit	0.00	0.00	9.99		

# Project Management

## Task 2 Label Detail By Project Label

User: sbirr

Printed: 1/24/2014 - 10:34 AM

Label	Code	Description										
04/25/2013	22.47	Expense	L	PR	31675	Krajnik	31675 Employee Gross	0.00	0.00	22.47		
06/20/2013	22.53	Expense	L	PR	31462	Reimer	31462 Employee Gross	0.00	0.00	22.53		
06/20/2013	9.94	Expense	L	PR	31462	Reimer	31462 Employee Benefit	0.00	0.00	9.94		
06/20/2013	8.00	Expense	L	PR	33528	Jindra	33528 Employee Gross	0.00	0.00	8.00		
06/20/2013	0.60	Expense	L	PR	33528	Jindra	33528 Employee Benefit	0.00	0.00	0.60		
07/18/2013	8.00	Expense	L	PR	33528	Jindra	33528 Employee Gross	0.00	0.00	8.00		
07/18/2013	0.62	Expense	L	PR	33528	Jindra	33528 Employee Benefit	0.00	0.00	0.62		
07/18/2013	9.00	Expense	L	PR	33508	Schwede	33508 Employee Gross	0.00	0.00	9.00		
07/18/2013	0.69	Expense	L	PR	33508	Schwede	33508 Employee Benefit	0.00	0.00	0.69		
08/15/2013	9.25	Expense	L	PR	33413	Popp	33413 Employee Gross	0.00	0.00	9.25		
08/15/2013	0.71	Expense	L	PR	33413	Popp	33413 Employee Benefit	0.00	0.00	0.71		
08/01/2013	1,355.00	Expense	L	AP	10751		LAKE SHORE CLE/ 6-3-13 OVERSEED PRAIRIE SOUTH 10TH STRE.	0.00	0.00	1,355.00		
08/01/2013	450.00	Expense	L	AP	10751		LAKE SHORE CLE/ 6-1-13 MOW POND SOUTH 10TH STREET POND	0.00	0.00	450.00		
08/28/2013	450.00	Expense	L	AP	10751		LAKE SHORE CLE/ SOUTH 10TH STREET POND LAWN CARE	0.00	0.00	450.00		
11/07/2013	33.71	Expense	L	PR	31675	Krajnik	31675 Employee Gross	0.00	0.00	33.71		
11/07/2013	15.31	Expense	L	PR	31675	Krajnik	31675 Employee Benefit	0.00	0.00	15.31		
12/05/2013	55.73	Expense	L	PR	33016	Hastreiter	33016 Employee Gross	0.00	0.00	55.73		
12/05/2013	25.03	Expense	L	PR	33016	Hastreiter	33016 Employee Benefit	0.00	0.00	25.03		
12/05/2013	56.33	Expense	L	PR	31485	Goertz	31485 Employee Gross	0.00	0.00	56.33		
12/05/2013	25.70	Expense	L	PR	31485	Goertz	31485 Employee Benefit	0.00	0.00	25.70		
05/01/2013	1,470.00	Expense	S	AP	6107	TRAXLER, JR	ACRES OF MESIC PRAIRIE SEED MIX FOR S 1C	0.00	0.00	1,470.00		
08/07/2013	1,540.86	Expense	S	AP	8851	McMAHON ASSOC.	SOUTH 10TH STREET POND	0.00	0.00	1,540.86		
08/07/2013	926.46	Expense	S	AP	8851	McMAHON ASSOC.	SOUTH 10TH STREET POND	0.00	0.00	926.46		
01/09/2013	99.20	Expense	S	AP	8851	McMAHON ASSOC.	S. 10th Street Pond Native Vegetation #11-043	0.00	0.00	99.20		
09/25/2013	447.84	Expense	S	AP	8851	McMAHON ASSOC.	McMAHON ASSOC.	0.00	0.00	447.84		
10/15/2013	141.95	Expense	S	AP	8851	McMAHON ASSOC.	S. 10th St. Pond Native Vegetation 11-043	0.00	0.00	141.95		
10/15/2013	318.13	Expense	S	AP	8851	McMAHON ASSOC.	S. 10th St. Pond Native Vegetation 11-043	0.00	0.00	318.13		
Totals:										8,638.29		
S 10TH ST POND												

# Project Management

## Task 2 Label Detail By Project Label

User: sbirr

Printed: 1/24/2014 - 10:34 AM



Label	Code	Description	Amount	ALFRE	LEMS	System	Hours	Description	Reference	Line Item Description	Revenue Amount	Expense Amount
POND0003		S 10TH STREET POND									0.00	0.00
POND0003		S 10TH STREET POND									0.00	8,638.29
<p>Budget: _____</p> <p>Totals: _____</p>												
POND0004		RAPIDS OUTFALL										
POND0004-32325		RAPIDS ROAD OUTFALL										
01/11/2013	3.94	Expense	E	PM	0.25	35			2013-01-94	2009 Ford F-250 SD 3/4 TCrew Cab	0.00	3.94
04/12/2013	4.93	Expense	E	PM	0.50	27			2013-04-142	1992 Ford Ranger 4x4 PU	0.00	4.93
05/08/2013	15.75	Expense	E	PM	1.00	31			2013-05-166	1991 Ford 1 ton Dump Truck	0.00	15.75
07/18/2013	17.48	Expense	E	PM	1.50	219			2013-08-3	2001 Stihl Weed Cutter FS-85	0.00	17.48
07/18/2013	17.48	Expense	E	PM	1.50	220			2013-08-3	1998 Stihl Weed Cutter FS-80-R	0.00	17.48
07/18/2013	17.48	Expense	E	PM	1.50	222			2013-08-3	1998 Stihl Weed Cutter FS-80-R	0.00	17.48
11/18/2013	7.88	Expense	E	PM	0.50	31			2013-12-9	1991 Ford 1 ton Dump Truck	0.00	7.88
01/17/2013	16.81	Expense	L	PR	0.75	32059			Hutterer	32059 Employee Gross	0.00	16.81
01/17/2013	7.49	Expense	L	PR	0.00	32059			Hutterer	32059 Employee Benefit	0.00	7.49
01/17/2013	16.86	Expense	L	PR	0.75	31024			Behnke	31024 Employee Gross	0.00	16.86
01/17/2013	7.47	Expense	L	PR	0.00	31024			Behnke	31024 Employee Benefit	0.00	7.47
01/17/2013	16.72	Expense	L	PR	0.75	33016			Hastreiter	33016 Employee Gross	0.00	16.72
01/17/2013	7.48	Expense	L	PR	0.00	33016			Hastreiter	33016 Employee Benefit	0.00	7.48
04/25/2013	22.41	Expense	L	PR	1.00	32059			Hutterer	32059 Employee Gross	0.00	22.41
04/25/2013	9.98	Expense	L	PR	0.00	32059			Hutterer	32059 Employee Benefit	0.00	9.98
05/23/2013	44.82	Expense	L	PR	2.00	32056			Naibert	32056 Employee Gross	0.00	44.82
05/23/2013	19.96	Expense	L	PR	0.00	32056			Naibert	32056 Employee Benefit	0.00	19.96
08/15/2013	9.25	Expense	L	PR	1.00	33413			Popp	33413 Employee Gross	0.00	9.25
08/15/2013	0.71	Expense	L	PR	0.00	33413			Popp	33413 Employee Benefit	0.00	0.71
08/01/2013	18.00	Expense	L	PR	2.00	33391			Schleunes	33391 Employee Gross	0.00	18.00
08/01/2013	1.37	Expense	L	PR	0.00	33391			Schleunes	33391 Employee Benefit	0.00	1.37
08/01/2013	18.50	Expense	L	PR	2.00	33407			Groddy	33407 Employee Gross	0.00	18.50
08/01/2013	1.41	Expense	L	PR	0.00	33407			Groddy	33407 Employee Benefit	0.00	1.41
08/01/2013	18.00	Expense	L	PR	2.00	33515			Tietje	33515 Employee Gross	0.00	18.00

# Project Management

## Task 2 Label Detail By Project Label

User: sbirr

Printed: 1/24/2014 - 10:34 AM



<u>Label</u>	<u>Code</u>	<u>Description</u>		<u>Label</u>	<u>Code</u>	<u>Description</u>		<u>Revenue Amount</u>	<u>Expense Amount</u>
08/01/2013	1.39	Expense	L PR	33515	Tietje	Employee Benefit	0.00	0.00	1.39
12/05/2013	22.53	Expense	L PR	31485	Goertz	Employee Gross	0.00	0.00	22.53
12/05/2013	10.26	Expense	L PR	31485	Goertz	Employee Benefit	0.00	0.00	10.26
12/05/2013	22.29	Expense	L PR	33016	Hastreiter	Employee Gross	0.00	0.00	22.29
12/05/2013	10.00	Expense	L PR	33016	Hastreiter	Employee Benefit	0.00	0.00	10.00
<b>Totals:</b>								0.00	388.65
RAPIDS ROAD OUTFALL									
<b>Budget:</b>								0.00	0.00
<b>Totals:</b>								0.00	388.65

<u>Date</u>	<u>Amount</u>	<u>ALFRE</u>	<u>LEMS</u>	<u>System</u>	<u>Hours</u>	<u>Description</u>	<u>Reference</u>	<u>Line Item Description</u>	<u>Revenue Amount</u>	<u>Expense Amount</u>
01/11/2013	3.94	Expense	E	PM	0.25	35	2013-01-94	2009 Ford F-250 SD 3/4 TCrew Cab	0.00	3.94
05/08/2013	15.75	Expense	E	PM	1.00	31	2013-05-166	1991 Ford 1 ton Dump Truck	0.00	15.75
07/02/2013	99.70	Expense	E	PM	2.00	101	2013-07-85	1995 John Deere 6200 Tractor	0.00	99.70
07/17/2013	11.65	Expense	E	PM	1.00	219	2013-08-3	2001 Stihl Weed Cutter FS-85	0.00	11.65
07/17/2013	34.95	Expense	E	PM	3.00	220	2013-08-3	1998 Stihl Weed Cutter FS-80-R	0.00	34.95
07/16/2013	46.60	Expense	E	PM	4.00	222	2013-08-3	1998 Stihl Weed Cutter FS-80-R	0.00	46.60
07/16/2013	15.90	Expense	E	PM	1.00	32	2013-08-3	1992 Ford 1 ton Dump Truck	0.00	15.90
07/17/2013	3.94	Expense	E	PM	0.25	35	2013-08-3	2009 Ford F-250 SD 3/4 TCrew Cab	0.00	3.94
01/17/2013	5.60	Expense	L	PR	0.25	32059	Hutterer	32059 Employee Gross	0.00	5.60
01/17/2013	2.49	Expense	L	PR	0.00	32059	Hutterer	32059 Employee Benefit	0.00	2.49
01/17/2013	5.62	Expense	L	PR	0.25	31024	Behnke	31024 Employee Gross	0.00	5.62
01/17/2013	2.51	Expense	L	PR	0.00	31024	Behnke	31024 Employee Benefit	0.00	2.51
01/17/2013	5.57	Expense	L	PR	0.25	33016	Hastreiter	33016 Employee Gross	0.00	5.57
01/17/2013	2.48	Expense	L	PR	0.00	33016	Hastreiter	33016 Employee Benefit	0.00	2.48

# Project Management

## Task 2 Label Detail By Project Label

User: sbirr

Printed: 1/24/2014 - 10:34 AM




<u>Date</u>	<u>Label</u>	<u>Code</u>	<u>Description</u>	<u>Amount</u>	<u>ALFRE</u>	<u>LEMS</u>	<u>System</u>	<u>Hours</u>	<u>Description</u>	<u>Reference</u>	<u>Line Item Description</u>	<u>Revenue Amount</u>	<u>Expense Amount</u>	
05/23/2013	44.82	Expense	L PR	2.00	32056	Naibert			32056 Employee Gross	Naibert		0.00	44.82	
05/23/2013	19.98	Expense	L PR	0.00	32056	Naibert			32056 Employee Benefit	Naibert		0.00	19.98	
07/18/2013	1.37	Expense	L PR	0.00	33391	Schleunes			33391 Employee Benefit	Schleunes		0.00	1.37	
07/18/2013	18.00	Expense	L PR	2.00	33391	Schleunes			33391 Employee Gross	Schleunes		0.00	18.00	
08/15/2013	9.25	Expense	L PR	1.00	33413	Popp			33413 Employee Gross	Popp		0.00	9.25	
08/15/2013	0.70	Expense	L PR	0.00	33413	Popp			33413 Employee Benefit	Popp		0.00	0.70	
08/01/2013	13.50	Expense	L PR	1.50	33391	Schleunes			33391 Employee Gross	Schleunes		0.00	13.50	
08/01/2013	1.03	Expense	L PR	0.00	33391	Schleunes			33391 Employee Benefit	Schleunes		0.00	1.03	
08/01/2013	13.88	Expense	L PR	1.50	33407	Grodgy			33407 Employee Gross	Grodgy		0.00	13.88	
08/01/2013	1.06	Expense	L PR	0.00	33407	Grodgy			33407 Employee Benefit	Grodgy		0.00	1.06	
08/01/2013	37.00	Expense	L PR	4.00	33413	Popp			33413 Employee Gross	Popp		0.00	37.00	
08/01/2013	2.84	Expense	L PR	0.00	33413	Popp			33413 Employee Benefit	Popp		0.00	2.84	
08/01/2013	40.50	Expense	L PR	4.50	33515	Tiefje			33515 Employee Gross	Tiefje		0.00	40.50	
08/01/2013	3.11	Expense	L PR	0.00	33515	Tiefje			33515 Employee Benefit	Tiefje		0.00	3.11	
CLAY PIT RD SITE													Totals:	463.74
CLAY PIT RD SITE													Budget:	0.00
CLAY PIT RD SITE													Totals:	463.74
DEWEY ST PARK POND													Budget:	0.00
DEWEY ST PARK POND RETROFIT													Totals:	408.12
01/31/2013	408.12	Expense	L PR	15.50	31534	Zimmer			31534 Employee Gross	Zimmer		0.00	408.12	
01/31/2013	63.32	Expense	L PR	0.00	31534	Zimmer			31534 Employee Benefit	Zimmer		0.00	63.32	
02/28/2013	102.76	Expense	L PR	4.00	31631	Herzog			31631 Employee Gross	Herzog		0.00	102.76	
02/28/2013	14.38	Expense	L PR	0.00	31631	Herzog			31631 Employee Benefit	Herzog		0.00	14.38	
03/28/2013	77.07	Expense	L PR	3.00	31631	Herzog			31631 Employee Gross	Herzog		0.00	77.07	

# Project Management

## Task 2 Label Detail By Project Label

User: sbirr

Printed: 1/24/2014 - 10:34 AM



Label	Code	Description														
03/28/2013	10.79	Expense	L	PR	0.00	31631	Herzog	31631 Employee Benefit	0.00							10.79
04/11/2013	116.82	Expense	L	PR	3.00	31405	Mimikel	31405 Employee Gross	0.00							116.82
04/11/2013	62.43	Expense	L	PR	0.00	31405	Mimikel	31405 Employee Benefit	0.00							62.43
04/25/2013	77.88	Expense	L	PR	2.00	31405	Mimikel	31405 Employee Gross	0.00							77.88
04/25/2013	12.11	Expense	L	PR	0.00	31405	Mimikel	31405 Employee Benefit	0.00							12.11
05/09/2013	77.88	Expense	L	PR	2.00	31405	Mimikel	31405 Employee Gross	0.00							77.88
05/09/2013	40.23	Expense	L	PR	0.00	31405	Mimikel	31405 Employee Benefit	0.00							40.23
05/23/2013	38.94	Expense	L	PR	1.00	31405	Mimikel	31405 Employee Gross	0.00							38.94
05/23/2013	6.06	Expense	L	PR	0.00	31405	Mimikel	31405 Employee Benefit	0.00							6.06
03/14/2013	398.20	Expense	L	PR	15.50	31631	Herzog	31631 Employee Gross	0.00							398.20
03/14/2013	56.23	Expense	L	PR	0.00	31631	Herzog	31631 Employee Benefit	0.00							56.23
01/31/2013	77.07	Expense	L	PR	3.00	31631	Herzog	31631 Employee Gross	0.00							77.07
01/31/2013	10.78	Expense	L	PR	0.00	31631	Herzog	31631 Employee Benefit	0.00							10.78
02/14/2013	210.64	Expense	L	PR	8.00	31534	Zimmer	31534 Employee Gross	0.00							210.64
02/14/2013	32.54	Expense	L	PR	0.00	31534	Zimmer	31534 Employee Benefit	0.00							32.54
06/06/2013	48.34	Expense	L	PR	2.00	32813	Smits	32813 Employee Gross	0.00							48.34
06/06/2013	18.30	Expense	L	PR	0.00	32813	Smits	32813 Employee Benefit	0.00							18.30
10/24/2013	52.66	Expense	L	PR	2.00	31534	Zimmer	31534 Employee Gross	0.00							52.66
10/24/2013	7.95	Expense	L	PR	0.00	31534	Zimmer	31534 Employee Benefit	0.00							7.95
11/21/2013	26.33	Expense	L	PR	1.00	31534	Zimmer	31534 Employee Gross	0.00							26.33
11/21/2013	4.09	Expense	L	PR	0.00	31534	Zimmer	31534 Employee Benefit	0.00							4.09
02/14/2013	116.82	Expense	L	PR	3.00	31405	Mimikel	31405 Employee Gross	0.00							116.82
02/14/2013	18.31	Expense	L	PR	0.00	31405	Mimikel	31405 Employee Benefit	0.00							18.31
02/28/2013	38.94	Expense	L	PR	1.00	31405	Mimikel	31405 Employee Gross	0.00							38.94
02/28/2013	6.03	Expense	L	PR	0.00	31405	Mimikel	31405 Employee Benefit	0.00							6.03
02/28/2013	157.98	Expense	L	PR	6.00	31534	Zimmer	31534 Employee Gross	0.00							157.98
02/28/2013	24.53	Expense	L	PR	0.00	31534	Zimmer	31534 Employee Benefit	0.00							24.53
03/14/2013	155.76	Expense	L	PR	4.00	31405	Mimikel	31405 Employee Gross	0.00							155.76
03/14/2013	24.43	Expense	L	PR	0.00	31405	Mimikel	31405 Employee Benefit	0.00							24.43
08/01/2013	37.09	Expense	L	PR	1.00	31405	Mimikel	31405 Employee Gross	0.00							37.09
08/01/2013	20.52	Expense	L	PR	0.00	31405	Mimikel	31405 Employee Benefit	0.00							20.52
01/31/2013	51.38	Expense	L	PR	2.00	31631	Herzog	31631 Employee Gross	0.00							51.38
01/31/2013	7.19	Expense	L	PR	0.00	31631	Herzog	31631 Employee Benefit	0.00							7.19

# Project Management

## Task 2 Label Detail By Project Label

User: sbirr

Printed: 1/24/2014 - 10:34 AM

Label	Code	Description										
02/14/2013	102.76	Expense	L	PR	4.00	31631	Herzog	31631 Employee Gross	0.00			102.76
02/14/2013	14.51	Expense	L	PR	0.00	31631	Herzog	31631 Employee Benefit	0.00			14.51
02/28/2013	77.07	Expense	L	PR	3.00	31631	Herzog	31631 Employee Gross	0.00			77.07
02/28/2013	10.78	Expense	L	PR	0.00	31631	Herzog	31631 Employee Benefit	0.00			10.78
03/14/2013	105.32	Expense	L	PR	4.00	31534	Zimmer	31534 Employee Gross	0.00			105.32
03/14/2013	16.28	Expense	L	PR	0.00	31534	Zimmer	31534 Employee Benefit	0.00			16.28
09/26/2013	72.98	Expense	L	PR	3.00	31274	Erickson	31274 Employee Gross	0.00			72.98
09/26/2013	10.17	Expense	L	PR	0.00	31274	Erickson	31274 Employee Benefit	0.00			10.17
09/26/2013	368.62	Expense	L	PR	14.00	31534	Zimmer	31534 Employee Gross	0.00			368.62
09/26/2013	57.23	Expense	L	PR	0.00	31534	Zimmer	31534 Employee Benefit	0.00			57.23
10/10/2013	289.63	Expense	L	PR	11.00	31534	Zimmer	31534 Employee Gross	0.00			289.63
10/10/2013	191.45	Expense	L	PR	0.00	31534	Zimmer	31534 Employee Benefit	0.00			191.45
12/19/2013	105.32	Expense	L	PR	4.00	31534	Zimmer	31534 Employee Gross	0.00			105.32
12/19/2013	16.36	Expense	L	PR	0.00	31534	Zimmer	31534 Employee Benefit	0.00			16.36
12/19/2013	314.21	Expense	L	PR	13.00	32813	Smits	32813 Employee Gross	0.00			314.21
12/19/2013	44.93	Expense	L	PR	0.00	32813	Smits	32813 Employee Benefit	0.00			44.93
07/03/2013	671.42	Expense	L	PR	25.00	31534	Zimmer	31534 Employee Gross	0.00			671.42
07/03/2013	471.54	Expense	L	PR	0.00	31534	Zimmer	31534 Employee Benefit	0.00			471.54
08/29/2013	74.00	Expense	L	PR	8.00	33378	Dixon	33378 Employee Gross	0.00			74.00
08/29/2013	5.65	Expense	L	PR	0.00	33378	Dixon	33378 Employee Benefit	0.00			5.65
08/29/2013	120.25	Expense	L	PR	13.00	33324	Rhode	33324 Employee Gross	0.00			120.25
08/29/2013	9.21	Expense	L	PR	0.00	33324	Rhode	33324 Employee Benefit	0.00			9.21
08/29/2013	882.06	Expense	L	PR	33.00	31534	Zimmer	31534 Employee Gross	0.00			882.06
08/29/2013	136.64	Expense	L	PR	0.00	31534	Zimmer	31534 Employee Benefit	0.00			136.64
07/18/2013	52.66	Expense	L	PR	2.00	31534	Zimmer	31534 Employee Gross	0.00			52.66
07/18/2013	8.17	Expense	L	PR	0.00	31534	Zimmer	31534 Employee Benefit	0.00			8.17
07/18/2013	18.50	Expense	L	PR	2.00	33324	Rhode	33324 Employee Gross	0.00			18.50
07/18/2013	1.42	Expense	L	PR	0.00	33324	Rhode	33324 Employee Benefit	0.00			1.42
07/18/2013	37.00	Expense	L	PR	4.00	33378	Dixon	33378 Employee Gross	0.00			37.00
07/18/2013	2.84	Expense	L	PR	0.00	33378	Dixon	33378 Employee Benefit	0.00			2.84
08/15/2013	605.59	Expense	L	PR	23.00	31534	Zimmer	31534 Employee Gross	0.00			605.59
08/15/2013	94.00	Expense	L	PR	0.00	31534	Zimmer	31534 Employee Benefit	0.00			94.00
08/15/2013	111.00	Expense	L	PR	12.00	33324	Rhode	33324 Employee Gross	0.00			111.00

# Project Management

## Task 2 Label Detail By Project Label

User: sbirr

Printed: 1/24/2014 - 10:34 AM

Label	Code	Description																		
08/15/2013	8.49	Expense	L	PR	0.00	33324	Rhode	33324	Employee Benefit	0.00	0.00	8.49								
08/15/2013	37.00	Expense	L	PR	4.00	33378	Dixon	33378	Employee Gross	0.00	0.00	37.00								
08/15/2013	2.84	Expense	L	PR	0.00	33378	Dixon	33378	Employee Benefit	0.00	0.00	2.84								
08/01/2013	289.63	Expense	L	PR	11.00	31534	Zimmer	31534	Employee Gross	0.00	0.00	289.63								
08/01/2013	204.92	Expense	L	PR	0.00	31534	Zimmer	31534	Employee Benefit	0.00	0.00	204.92								
08/01/2013	37.00	Expense	L	PR	4.00	33324	Rhode	33324	Employee Gross	0.00	0.00	37.00								
08/01/2013	2.84	Expense	L	PR	0.00	33324	Rhode	33324	Employee Benefit	0.00	0.00	2.84								
09/12/2013	376.97	Expense	L	PR	15.50	31274	Erickson	31274	Employee Gross	0.00	0.00	376.97								
09/12/2013	280.08	Expense	L	PR	0.00	31274	Erickson	31274	Employee Benefit	0.00	0.00	280.08								
09/12/2013	776.74	Expense	L	PR	29.00	31534	Zimmer	31534	Employee Gross	0.00	0.00	776.74								
09/12/2013	537.71	Expense	L	PR	0.00	31534	Zimmer	31534	Employee Benefit	0.00	0.00	537.71								
09/26/2013	24.32	Expense	L	PR	1.00	31274	Erickson	31274	Employee Gross	0.00	0.00	24.32								
09/26/2013	3.38	Expense	L	PR	0.00	31274	Erickson	31274	Employee Benefit	0.00	0.00	3.38								
07/03/2013	773.44	Expense	L	PR	32.00	32813	Smits	32813	Employee Gross	0.00	0.00	773.44								
07/03/2013	292.78	Expense	L	PR	0.00	32813	Smits	32813	Employee Benefit	0.00	0.00	292.78								
07/03/2013	131.65	Expense	L	PR	5.00	31534	Zimmer	31534	Employee Gross	0.00	0.00	131.65								
07/03/2013	92.47	Expense	L	PR	0.00	31534	Zimmer	31534	Employee Benefit	0.00	0.00	92.47								
08/29/2013	9.25	Expense	L	PR	1.00	33378	Dixon	33378	Employee Gross	0.00	0.00	9.25								
08/29/2013	0.70	Expense	L	PR	0.00	33378	Dixon	33378	Employee Benefit	0.00	0.00	0.70								
08/29/2013	1,178.29	Expense	L	PR	48.00	32813	Smits	32813	Employee Gross	0.00	0.00	1,178.29								
08/29/2013	168.53	Expense	L	PR	0.00	32813	Smits	32813	Employee Benefit	0.00	0.00	168.53								
07/18/2013	386.72	Expense	L	PR	16.00	32813	Smits	32813	Employee Gross	0.00	0.00	386.72								
07/18/2013	55.30	Expense	L	PR	0.00	32813	Smits	32813	Employee Benefit	0.00	0.00	55.30								
07/18/2013	263.30	Expense	L	PR	10.00	31534	Zimmer	31534	Employee Gross	0.00	0.00	263.30								
07/18/2013	40.88	Expense	L	PR	0.00	31534	Zimmer	31534	Employee Benefit	0.00	0.00	40.88								
07/18/2013	37.09	Expense	L	PR	1.00	31405	Mimikel	31405	Employee Gross	0.00	0.00	37.09								
07/18/2013	5.78	Expense	L	PR	0.00	31405	Mimikel	31405	Employee Benefit	0.00	0.00	5.78								
07/18/2013	9.25	Expense	L	PR	1.00	33324	Rhode	33324	Employee Gross	0.00	0.00	9.25								
07/18/2013	0.70	Expense	L	PR	0.00	33324	Rhode	33324	Employee Benefit	0.00	0.00	0.70								
07/18/2013	9.25	Expense	L	PR	1.00	33378	Dixon	33378	Employee Gross	0.00	0.00	9.25								
07/18/2013	0.70	Expense	L	PR	0.00	33378	Dixon	33378	Employee Benefit	0.00	0.00	0.70								
08/15/2013	465.27	Expense	L	PR	18.50	32813	Smits	32813	Employee Gross	0.00	0.00	465.27								
08/15/2013	66.55	Expense	L	PR	0.00	32813	Smits	32813	Employee Benefit	0.00	0.00	66.55								



# Project Management

## Task 2 Label Detail By Project Label

User: sbirr

Printed: 1/24/2014 - 10:34 AM

Label	Code	Description	Code	Description	Code	Description	Code	Description	Code	Description	Code	Description	Code	Description
08/15/2013	37.00	Expense	L PR	L PR	4.00	33378	Dixon	33378	Employee Gross	0.00	37.00			
08/15/2013	2.84	Expense	L PR	L PR	0.00	33378	Dixon	33378	Employee Benefit	0.00	2.84			
08/01/2013	241.70	Expense	L PR	L PR	10.00	32813	Smits	32813	Employee Gross	0.00	241.70			
08/01/2013	91.48	Expense	L PR	L PR	0.00	32813	Smits	32813	Employee Benefit	0.00	91.48			
08/01/2013	9.25	Expense	L PR	L PR	1.00	33378	Dixon	33378	Employee Gross	0.00	9.25			
08/01/2013	0.70	Expense	L PR	L PR	0.00	33378	Dixon	33378	Employee Benefit	0.00	0.70			
09/12/2013	2,102.80	Expense	L PR	L PR	84.00	32813	Smits	32813	Employee Gross	0.00	2,102.80			
09/12/2013	736.15	Expense	L PR	L PR	0.00	32813	Smits	32813	Employee Benefit	0.00	736.15			
09/12/2013	37.09	Expense	L PR	L PR	1.00	31405	Mimikel	31405	Employee Gross	0.00	37.09			
09/12/2013	20.54	Expense	L PR	L PR	0.00	31405	Mimikel	31405	Employee Benefit	0.00	20.54			
09/26/2013	74.18	Expense	L PR	L PR	2.00	31405	Mimikel	31405	Employee Gross	0.00	74.18			
09/26/2013	11.55	Expense	L PR	L PR	0.00	31405	Mimikel	31405	Employee Benefit	0.00	11.55			
09/26/2013	1,015.14	Expense	L PR	L PR	42.00	32813	Smits	32813	Employee Gross	0.00	1,015.14			
09/26/2013	145.16	Expense	L PR	L PR	0.00	32813	Smits	32813	Employee Benefit	0.00	145.16			
10/10/2013	410.89	Expense	L PR	L PR	17.00	32813	Smits	32813	Employee Gross	0.00	410.89			
10/10/2013	148.77	Expense	L PR	L PR	0.00	32813	Smits	32813	Employee Benefit	0.00	148.77			
10/24/2013	148.36	Expense	L PR	L PR	4.00	31405	Mimikel	31405	Employee Gross	0.00	148.36			
10/24/2013	23.14	Expense	L PR	L PR	0.00	31405	Mimikel	31405	Employee Benefit	0.00	23.14			
10/24/2013	145.02	Expense	L PR	L PR	6.00	32813	Smits	32813	Employee Gross	0.00	145.02			
10/24/2013	20.76	Expense	L PR	L PR	0.00	32813	Smits	32813	Employee Benefit	0.00	20.76			
11/07/2013	55.64	Expense	L PR	L PR	1.50	31405	Mimikel	31405	Employee Gross	0.00	55.64			
11/07/2013	29.70	Expense	L PR	L PR	0.00	31405	Mimikel	31405	Employee Benefit	0.00	29.70			
11/07/2013	52.66	Expense	L PR	L PR	2.00	31534	Zimmer	31534	Employee Gross	0.00	52.66			
11/07/2013	33.83	Expense	L PR	L PR	0.00	31534	Zimmer	31534	Employee Benefit	0.00	33.83			
11/07/2013	48.34	Expense	L PR	L PR	2.00	32813	Smits	32813	Employee Gross	0.00	48.34			
11/07/2013	18.30	Expense	L PR	L PR	0.00	32813	Smits	32813	Employee Benefit	0.00	18.30			
12/05/2013	398.81	Expense	L PR	L PR	16.50	32813	Smits	32813	Employee Gross	0.00	398.81			
12/05/2013	155.61	Expense	L PR	L PR	0.00	32813	Smits	32813	Employee Benefit	0.00	155.61			
12/05/2013	289.63	Expense	L PR	L PR	11.00	31534	Zimmer	31534	Employee Gross	0.00	289.63			
12/05/2013	214.37	Expense	L PR	L PR	0.00	31534	Zimmer	31534	Employee Benefit	0.00	214.37			
12/19/2013	96.68	Expense	L PR	L PR	4.00	32813	Smits	32813	Employee Gross	0.00	96.68			
12/19/2013	13.82	Expense	L PR	L PR	0.00	32813	Smits	32813	Employee Benefit	0.00	13.82			
01/31/2013	38.54	Expense	L PR	L PR	1.50	31631	Herzog	31631	Employee Gross	0.00	38.54			

# Project Management

## Task 2 Label Detail By Project Label

User: sbirr

Printed: 1/24/2014 - 10:34 AM



Label	Code	Description												
01/31/2013	5.39	Expense	L PR	0.00	31631	Herzog	31631 Employee Benefit	0.00						5.39
02/28/2013	51.38	Expense	L PR	2.00	31631	Herzog	31631 Employee Gross	0.00						51.38
02/28/2013	7.19	Expense	L PR	0.00	31631	Herzog	31631 Employee Benefit	0.00						7.19
08/29/2013	37.09	Expense	L PR	1.00	31405	Mimikel	31405 Employee Gross	0.00						37.09
08/29/2013	5.77	Expense	L PR	0.00	31405	Mimikel	31405 Employee Benefit	0.00						5.77
01/11/2013	3.94	Expense	E PM	0.25	35	2013-01-94	2009 Ford F-250 SD 3/4 TCrew Cab	0.00						3.94
01/17/2013	5.60	Expense	L PR	0.25	32059	Hutterer	32059 Employee Gross	0.00						5.60
01/17/2013	2.49	Expense	L PR	0.00	32059	Hutterer	32059 Employee Benefit	0.00						2.49
01/17/2013	5.62	Expense	L PR	0.25	31024	Behnke	31024 Employee Gross	0.00						5.62
01/17/2013	2.49	Expense	L PR	0.00	31024	Behnke	31024 Employee Benefit	0.00						2.49
01/17/2013	5.57	Expense	L PR	0.25	33016	Hasreiter	33016 Employee Gross	0.00						5.57
01/17/2013	2.49	Expense	L PR	0.00	33016	Hasreiter	33016 Employee Benefit	0.00						2.49
05/23/2013	44.82	Expense	L PR	2.00	32122	Doolan	32122 Employee Benefit	0.00						44.82
05/23/2013	20.00	Expense	L PR	0.00	32122	Doolan	32122 Employee Benefit	0.00						20.00
08/14/2013	204,073.00	Expense	L AP	0.00	12457	TRIPLE P INC	WU-13-10 Dewey Street Stormwater Retrofit	0.00						204,073.00
09/10/2013	288,035.92	Expense	L AP	0.00	12457	TRIPLE P INC	WU-13-10 Dewey Street Stormwater Retrofit	0.00						288,035.92
10/15/2013	127,026.92	Expense	L AP	0.00	12457	TRIPLE P INC	WU-13-10 Dewey St. Stormwater Pond Retrofit	0.00						127,026.92
02/04/2013	43.00	Revenue	R CR	0.00		2013-02-23	PONDS NATURAL RESOURCES	43.00						0.00
04/25/2013	1,158.50	Revenue	R CR	0.00		2013-04-182	DEWEY ST STATE OF WISCONSIN	1,158.50						0.00
12/31/2013	147,682.50	Revenue	R GL	0.00		2013-12-227	DNR RECEIVABLE FOR DEWEY POND	147,682.50						0.00
01/29/2013	2,317.00	Expense	S AP	0.00	8920	MSA PROFESSIONAL	Dewey Street Stormwater Pond Design	0.00						2,317.00
04/09/2013	5,315.00	Expense	S AP	0.00	8920	MSA PROFESSIONAL	Dewey Street Storm water Pond Design	0.00						5,315.00
06/07/2013	467.00	Expense	S AP	0.00	8920	MSA PROFESSIONAL	Dewey Street Stormwater Pond Design	0.00						467.00
05/24/2013	61.16	Expense	S AP	0.00	8297	GANNETT WISCON	DEWEY ST POND BID AD	0.00						61.16
10/16/2013	1,201.90	Expense	S AP	0.00	8851	McMAHON ASSOC.	DEWEY STREET POND - 2013 ECOLOGICAL SE	0.00						1,201.90
11/20/2013	12.83	Expense	S AP	0.00	8297	GANNETT WISCON	BECKER FENCE DEWEY POND NOTICE	0.00						12.83
11/20/2013	37.19	Expense	S AP	0.00	11168	BAY AREA TESTINI	DEWEY STREET POND	0.00						37.19
										Totals:		148,884.00	649,996.50	
										DEWEY ST PARK POND RETR				

# Project Management

## Task 2 Label Detail By Project Label

User: sbirr

Printed: 1/24/2014 - 10:34 AM

Label	Code	Description	ALFRE	LEMS	System	Hours	Description	Reference	Line Item Description	Revenue Amount	Expense Amount
	POND0006	DEWEY ST PARK POND		L	PR	2.00	31534	Zimmer	31534 Employee Gross	0.00	52.66
	POND0006	DEWEY ST PARK POND		L	PR	0.00	31534	Zimmer	31534 Employee Benefit	0.00	8.16
				L	PR	1.00	31534	Zimmer	31534 Employee Gross	0.00	26.33
				L	PR	0.00	31534	Zimmer	31534 Employee Benefit	0.00	4.08
				L	PR	3.00	31405	Mimikel	31405 Employee Gross	0.00	116.82
				L	PR	0.00	31405	Mimikel	31405 Employee Benefit	0.00	18.17
				L	PR	6.00	31534	Zimmer	31534 Employee Gross	0.00	157.98
				L	PR	0.00	31534	Zimmer	31534 Employee Benefit	0.00	24.53
				L	PR	2.00	31631	Herzog	31631 Employee Gross	0.00	51.38
				L	PR	0.00	31631	Herzog	31631 Employee Benefit	0.00	7.18
				L	PR	1.50	31534	Zimmer	31534 Employee Gross	0.00	39.50
				L	PR	0.00	31534	Zimmer	31534 Employee Benefit	0.00	6.13
				R	CR	0.00		2013-02-23	PONDS NATURAL RESOURCES	3,218.40	0.00
				R	CR	0.00		2013-04-182	DUFEK DRIVE STATE OF WISCONSIN	2,694.56	0.00
				S	AP	0.00	8920	MSA PROFESSION/	Dufek Drive Stormwater Pond Design	0.00	2,244.00
				S	AP	0.00	8920	MSA PROFESSION/	Dufek Drive Stormwater Pond Design	0.00	3,862.50
				S	AP	0.00	8920	MSA PROFESSION/	Dufek Drive Stormwater Pond Design	0.00	2,908.38
				S	AP	0.00	8920	MSA PROFESSION/	Dufek Drive Stormwater Pond Design	0.00	714.00
				S	AP	0.00	8920	MSA PROFESSION/	Dufek Drive Stormwater Pond Design	0.00	212.00
				S	AP	0.00	8920	MSA PROFESSION/	Dufek Drive Stormwater Pond Design	0.00	424.00
				S	AP	0.00	8920	MSA PROFESSION/	Dufek Drive Stormwater Pond Design	0.00	10,877.80
								Totals:		5,912.96	

50,112.50

# Project Management

## Task 2 Label Detail By Project Label

User: sbirr

Printed: 1/24/2014 - 10:34 AM



Label	Code	Description	POND0709-32325										DUFEK-POND LOCATED IN TIF#9										Revenue Amount	Expense Amount
Date	Amount	ALFRE	LEMS	System	Hours	Description	Reference	Line Item Description	Revenue Amount	Expense Amount											Revenue Amount	Expense Amount		
07/18/2013	18.50	Expense	L	PR	2.00	33378	Dixon	33378 Employee Gross	0.00	0.00											0.00	18.50		
07/18/2013	1.41	Expense	L	PR	0.00	33378	Dixon	33378 Employee Benefit	0.00	0.00											0.00	1.41		
01/11/2013	3.94	Expense	E	PM	0.25	35	2013-01-94	2009 Ford F-250 SD 3/4 TCrew Cab	0.00	0.00											0.00	3.94		
07/02/2013	124.63	Expense	E	PM	2.50	101	2013-07-85	1995 John Deere 6200 Tractor	0.00	0.00											0.00	124.63		
07/17/2013	34.95	Expense	E	PM	3.00	219	2013-08-3	2001 Stihl Weed Cutter FS-85	0.00	0.00											0.00	34.95		
07/17/2013	34.95	Expense	E	PM	3.00	220	2013-08-3	1998 Stihl Weed Cutter FS-80-R	0.00	0.00											0.00	34.95		
07/17/2013	34.95	Expense	E	PM	3.00	222	2013-08-3	1998 Stihl Weed Cutter FS-80-R	0.00	0.00											0.00	34.95		
07/17/2013	3.94	Expense	E	PM	0.25	35	2013-08-3	2009 Ford F-250 SD 3/4 TCrew Cab	0.00	0.00											0.00	3.94		
01/17/2013	5.60	Expense	L	PR	0.25	32059	Hutterer	32059 Employee Gross	0.00	0.00											0.00	5.60		
01/17/2013	2.51	Expense	L	PR	0.00	32059	Hutterer	32059 Employee Benefit	0.00	0.00											0.00	2.51		
01/17/2013	5.62	Expense	L	PR	0.25	31024	Behnke	31024 Employee Gross	0.00	0.00											0.00	5.62		
01/17/2013	2.49	Expense	L	PR	0.00	31024	Behnke	31024 Employee Benefit	0.00	0.00											0.00	2.49		
01/17/2013	5.57	Expense	L	PR	0.25	33016	Hasreiter	33016 Employee Gross	0.00	0.00											0.00	5.57		
01/17/2013	2.49	Expense	L	PR	0.00	33016	Hasreiter	33016 Employee Benefit	0.00	0.00											0.00	2.49		
05/23/2013	44.82	Expense	L	PR	2.00	32122	Doolan	32122 Employee Gross	0.00	0.00											0.00	44.82		
05/23/2013	20.01	Expense	L	PR	0.00	32122	Doolan	32122 Employee Benefit	0.00	0.00											0.00	20.01		
07/18/2013	22.50	Expense	L	PR	2.50	33391	Schleunes	33391 Employee Gross	0.00	0.00											0.00	22.50		
07/18/2013	1.72	Expense	L	PR	0.00	33391	Schleunes	33391 Employee Benefit	0.00	0.00											0.00	1.72		
08/01/2013	36.00	Expense	L	PR	4.00	33391	Schleunes	33391 Employee Gross	0.00	0.00											0.00	36.00		
08/01/2013	2.76	Expense	L	PR	0.00	33391	Schleunes	33391 Employee Benefit	0.00	0.00											0.00	2.76		
08/01/2013	37.00	Expense	L	PR	4.00	33407	Groddy	33407 Employee Gross	0.00	0.00											0.00	37.00		
08/01/2013	2.83	Expense	L	PR	0.00	33407	Groddy	33407 Employee Benefit	0.00	0.00											0.00	2.83		
08/01/2013	36.00	Expense	L	PR	4.00	33515	Tiefje	33515 Employee Gross	0.00	0.00											0.00	36.00		
Totals:									5,912.96	0.00											10,877.80			

# Project Management

## Task 2 Label Detail By Project Label

User: sbirr

Printed: 1/24/2014 - 10:34 AM

Label	Code	Description	Amount	ALFRE	LEMS	System	Hours	Description	Reference	Line Item Description	Revenue Amount	Expense Amount
08/01/2013	2.76	Expense	2.76		L	PR	0.00	33515	Tietje	33515 Employee Benefit	0.00	2.76
DUFEK-POND LOCATED IN TI												
Totals:											0.00	487.95
Budget:											0.00	0.00
Totals:											0.00	487.95

POND0T12-32325												
VITS-POND LOCATED IN TIF#12												
Date	Amount	ALFRE	LEMS	System	Hours	Description	Reference	Line Item Description	Revenue Amount	Expense Amount	Revenue Amount	Expense Amount
01/11/2013	3.94	Expense	E	PM	0.25	35	2013-01-94	2009 Ford F-250 SD 3/4 TCrew Cab	0.00	0.00	3.94	3.94
04/02/2013	9.15	Expense	E	PM	0.25	51	2013-04-48	1997 Chevrolet 5yd Self Load	0.00	0.00	9.15	9.15
07/03/2013	174.48	Expense	E	PM	3.50	101	2013-07-85	1995 John Deere 6200 Tractor	0.00	0.00	174.48	174.48
07/16/2013	49.85	Expense	E	PM	1.00	101	2013-08-3	1995 John Deere 6200 Tractor	0.00	0.00	49.85	49.85
07/17/2013	17.48	Expense	E	PM	1.50	219	2013-08-3	2001 Stihl Weed Cutter FS-85	0.00	0.00	17.48	17.48
07/17/2013	17.48	Expense	E	PM	1.50	220	2013-08-3	1998 Stihl Weed Cutter FS-80-R	0.00	0.00	17.48	17.48
07/17/2013	17.48	Expense	E	PM	1.50	222	2013-08-3	1998 Stihl Weed Cutter FS-80-R	0.00	0.00	17.48	17.48
07/17/2013	3.94	Expense	E	PM	0.25	35	2013-08-3	2009 Ford F-250 SD 3/4 TCrew Cab	0.00	0.00	3.94	3.94
01/17/2013	5.60	Expense	L	PR	0.25	32059	Hutterer	32059 Employee Gross	0.00	0.00	5.60	5.60
01/17/2013	2.48	Expense	L	PR	0.00	32059	Hutterer	32059 Employee Benefit	0.00	0.00	2.48	2.48
01/17/2013	5.62	Expense	L	PR	0.25	31024	Behnke	31024 Employee Gross	0.00	0.00	5.62	5.62
01/17/2013	2.51	Expense	L	PR	0.00	31024	Behnke	31024 Employee Benefit	0.00	0.00	2.51	2.51
01/17/2013	5.57	Expense	L	PR	0.25	33016	Hasstreiter	33016 Employee Gross	0.00	0.00	5.57	5.57
01/17/2013	2.48	Expense	L	PR	0.00	33016	Hasstreiter	33016 Employee Benefit	0.00	0.00	2.48	2.48
04/11/2013	16.72	Expense	L	PR	0.75	33016	Hasstreiter	33016 Employee Gross	0.00	0.00	16.72	16.72
04/11/2013	7.48	Expense	L	PR	0.00	33016	Hasstreiter	33016 Employee Benefit	0.00	0.00	7.48	7.48
05/23/2013	44.82	Expense	L	PR	2.00	32122	Doolan	32122 Employee Gross	0.00	0.00	44.82	44.82
05/23/2013	19.99	Expense	L	PR	0.00	32122	Doolan	32122 Employee Benefit	0.00	0.00	19.99	19.99

# Project Management

## Task 2 Label Detail By Project Label

User: sbirr

Printed: 1/24/2014 - 10:34 AM



Label	Code	Description	Label	Code	Description
07/18/2013	31.50	Expense	L	PR	
07/18/2013	2.41	Expense	L	PR	
08/15/2013	4.63	Expense	L	PR	
08/15/2013	0.36	Expense	L	PR	
08/01/2013	27.00	Expense	L	PR	
08/01/2013	2.07	Expense	L	PR	
08/01/2013	18.50	Expense	L	PR	
08/01/2013	1.41	Expense	L	PR	
08/01/2013	18.00	Expense	L	PR	
08/01/2013	1.37	Expense	L	PR	
Totals:					
				0.00	514.32

VITS-POND LOCATED IN TIF#

Budget: 0.00  
Totals: 514.32

POND017-32325 FESSLER-POND LOCATED IN TIF#17									
Date	Amount	ALFRE	LEMS	System	Hours	Description	Reference	Revenue Amount	Expense Amount
01/11/2013	3.94	Expense	E	PM	0.25	35	2013-01-94	0.00	3.94
04/02/2013	9.15	Expense	E	PM	0.25	51	2013-04-48	0.00	9.15
07/03/2013	149.55	Expense	E	PM	3.00	101	2013-07-85	0.00	149.55
01/17/2013	5.60	Expense	L	PR	0.25	32059	Hutterer	0.00	5.60
01/17/2013	2.49	Expense	L	PR	0.00	32059	Hutterer	0.00	2.49
01/17/2013	5.62	Expense	L	PR	0.25	31024	Behnke	0.00	5.62
01/17/2013	2.49	Expense	L	PR	0.00	31024	Behnke	0.00	2.49
01/17/2013	5.57	Expense	L	PR	0.25	33016	Hasltreiter	0.00	5.57
01/17/2013	2.49	Expense	L	PR	0.00	33016	Hasltreiter	0.00	2.49

# Project Management

## Task 2 Label Detail By Project Label

User: sbirr

Printed: 1/24/2014 - 10:34 AM

Label	Code	Description												
04/11/2013	16.72	Expense	L	PR	0.75	33016	33016	Employee Gross	0.00			16.72		
04/11/2013	7.50	Expense	L	PR	0.00	33016	33016	Employee Benefit	0.00			7.50		
05/23/2013	44.82	Expense	L	PR	2.00	32122	32122	Employee Gross	0.00			44.82		
05/23/2013	19.99	Expense	L	PR	0.00	32122	32122	Employee Benefit	0.00			19.99		
07/18/2013	27.00	Expense	L	PR	3.00	33391	33391	Employee Gross	0.00			27.00		
07/18/2013	2.06	Expense	L	PR	0.00	33391	33391	Employee Benefit	0.00			2.06		
FESSLER-POND LOCATED IN										Totals:	0.00		304.99	
STORMWATER PONDS										Totals:	154,796.96		674,992.71	
Project Label										Totals:	154,796.96		674,992.71	

520,195.76  
+ 55.24

# Project Management

Task 2 Label Detail By Project Label

User: sbirr

Printed: 1/24/2014 - 10:34 AM



Label	Code	Description		
			154,796.96	674,992.71
			=====	=====
			=====	=====
			=====	=====

Total Amount:



# General Ledger

## Budget Status

User: sbirr  
 Printed: 1/29/2014 - 9:36 AM  
 Period: 1 to 13, 2013

Account Number	Description	Budget Amount	Period Amount	YTD Amount	YTD Var	Encumbered Amount	Available	% Available
Fund 1100	GENERAL FUND							
Dept 1100-32325	STORMWATER ADMINISTRATIO							
R20	Intergov Grants and Aid							
1100-32325-424790	OTHER CONS. & DEV. OF NAT R	0.00	0.00	0.00	0.00	0.00	0.00	0.00
	R20 Sub Totals:	0.00	0.00	0.00	0.00	0.00	0.00	0.00
R40	Fines and Forfeitures							
1100-32325-435400	STORMWATER PERMITS	1,750.00	3,088.50	3,088.50	-1,338.50	0.00	-1,338.50	0.00
	R40 Sub Totals:	1,750.00	3,088.50	3,088.50	-1,338.50	0.00	-1,338.50	0.00
R50	Public Charges for Ser							
1100-32325-454700	ENGINEERING SERVICES	0.00	0.00	0.00	0.00	0.00	0.00	0.00
	R50 Sub Totals:	0.00	0.00	0.00	0.00	0.00	0.00	0.00
	Revenue Sub Totals:	1,750.00	3,088.50	3,088.50	-1,338.50	0.00	-1,338.50	0.00
E10	Personal Services							
1100-32325-511100	SALARIES AND WAGES-REGUL	198,477.00	170,281.51	170,281.51	28,195.49	0.00	28,195.49	14.21
1100-32325-511200	SALARIES AND WAGES-OVERTI	2,000.00	1,087.09	1,087.09	912.91	0.00	912.91	45.65
1100-32325-511500	SALARIES-TEMP EMPLOYEES-RE	2,500.00	4,543.27	4,543.27	-2,043.27	0.00	-2,043.27	0.00
1100-32325-513700	RETIREMENT/TERMINATION PA	0.00	633.98	633.98	-633.98	0.00	-633.98	0.00
1100-32325-515100	SOCIAL SECURITY	15,528.00	12,989.99	12,989.99	2,538.01	0.00	2,538.01	16.34
1100-32325-515200	RETIREMENT (EMPLOYER'S SH	12,760.00	10,845.32	10,845.32	1,914.68	0.00	1,914.68	15.01
1100-32325-515300	RETIREMENT (EMPLOYEES' SH	0.00	0.00	0.00	0.00	0.00	0.00	0.00
1100-32325-515400	HEALTH INSURANCE	55,478.00	45,867.67	45,867.67	9,610.33	0.00	9,610.33	17.32
	E10 Sub Totals:	286,743.00	246,248.83	246,248.83	40,494.17	0.00	40,494.17	14.12
E20	Contractual Services							
1100-32325-521500	ARCHITECTURAL AND ENGINE	10,000.00	0.00	0.00	10,000.00	0.00	10,000.00	100.00
1100-32325-522100	WATER	1,000.00	0.00	0.00	1,000.00	0.00	1,000.00	100.00
1100-32325-523600	STORMWATER MGT STREETS M	25,000.00	29,621.47	29,621.47	-4,621.47	0.00	-4,621.47	0.00
1100-32325-523602	ILLCIT DISCHARGE PROGRAM	2,500.00	147.42	147.42	2,352.58	0.00	2,352.58	94.10
1100-32325-527300	SOFTWARE MAINTENANCE & S	0.00	0.00	0.00	0.00	0.00	0.00	0.00
1100-32325-527500	LANDFILL SERVICE	35,000.00	46,661.47	46,661.47	-11,661.47	0.00	-11,661.47	0.00

Account Number	Description	Budget Amount	Period Amount	YTD Amount	YTD Var	Encumbered Amount	Available	% Available
E20	Sub Totals:	73,500.00	76,430.36	76,430.36	-2,930.36	0.00	-2,930.36	0.00
E30	Supplies and Expense							
1100-32325-531200	OTHER OFFICE SUPPLIES	200.00	0.00	0.00	200.00	0.00	200.00	100.00
1100-32325-531300	PRINTING/DUPLICATING SERVI	500.00	0.00	0.00	500.00	0.00	500.00	100.00
1100-32325-532400	MEMBERSHIP DUES	7,500.00	7,500.00	7,500.00	0.00	0.00	0.00	0.00
1100-32325-532500	REGISTRATION FEES AND TUIT	750.00	649.00	649.00	101.00	0.00	101.00	13.47
1100-32325-532610	EMPLOYMENT ADVERTISING	0.00	779.19	779.19	-779.19	0.00	-779.19	0.00
1100-32325-532630	PUBLIC EDUCATION	500.00	0.00	0.00	500.00	0.00	500.00	100.00
1100-32325-532900	OTHER PUBLICATIONS,SUBSCR	0.00	0.00	0.00	0.00	0.00	0.00	0.00
1100-32325-533500	MEALS	50.00	0.00	0.00	50.00	0.00	50.00	100.00
1100-32325-533600	LODGING	75.00	0.00	0.00	75.00	0.00	75.00	100.00
1100-32325-535100	VEHICLE & EQUIPMENT FUEL	300.00	471.43	471.43	-171.43	0.00	-171.43	0.00
E30	Sub Totals:	9,875.00	9,399.62	9,399.62	475.38	0.00	475.38	4.81
E50	Fixed Charges							
1100-32325-553350	ISF EQUIPMENT RENTAL CHGS	329,246.71	111,838.16	111,838.16	217,408.55	0.00	217,408.55	66.03
E50	Sub Totals:	329,246.71	111,838.16	111,838.16	217,408.55	0.00	217,408.55	66.03
	Expense Sub Totals:	699,364.71	443,916.97	443,916.97	255,447.74	0.00	255,447.74	36.53
	Dept 32325 Sub Totals:	697,614.71	440,828.47	440,828.47	256,786.24	0.00	256,786.24	
	Fund Revenue Sub Totals:	1,750.00	3,088.50	3,088.50	-1,338.50	0.00	-1,338.50	0.00
	Fund Expense Sub Totals:	699,364.71	443,916.97	443,916.97	255,447.74	0.00	255,447.74	36.53
	Fund 1100 Sub Totals:	697,614.71	440,828.47	440,828.47	256,786.24	0.00	256,786.24	
Fund 4200	SANITARY AND STORM SEWER;							
Dept 4200-32325	STORMWATER ADMINISTRATIO							
R20	Intergov Grants and Aid							
4200-32325-424790	OTHER CONS. & DEV. OF NAT R	150,000.00	154,796.96	154,796.96	-4,796.96	0.00	-4,796.96	0.00
R20	Sub Totals:	150,000.00	154,796.96	154,796.96	-4,796.96	0.00	-4,796.96	0.00
R80	Misc Revenues							
4200-32325-484100	DONATIONS & CONTRIBUTION;	41,202.00	72,627.00	72,627.00	-31,425.00	0.00	-31,425.00	0.00
R80	Sub Totals:	41,202.00	72,627.00	72,627.00	-31,425.00	0.00	-31,425.00	0.00
R90	Other Financing Sources							
4200-32325-491100	BONDS	363,481.00	0.00	0.00	363,481.00	0.00	363,481.00	100.00
4200-32325-491200	NOTES	0.00	363,481.00	363,481.00	-363,481.00	0.00	-363,481.00	0.00
4200-32325-492400	TRANSFER FROM CAPITAL PRJ	122,209.00	122,209.00	122,209.00	0.00	0.00	0.00	0.00

Account Number	Description	Budget Amount	Period Amount	YTD Amount	YTD Var	Encumbered Amount	Available	% Available
4200-32325-493100	FUND BALANCE APPLIED	44,222.49	0.00	0.00	44,222.49	0.00	44,222.49	100.00
R90 Sub Totals:		529,912.49	485,690.00	485,690.00	44,222.49	0.00	44,222.49	8.35
Revenue Sub Totals:		721,114.49	713,113.96	713,113.96	8,000.53	0.00	8,000.53	1.11
E20	Contractual Services							
4200-32325-521500	ARCHITECTURAL AND ENGINE	29,331.00	18,463.88	18,463.88	10,867.12	0.00	10,867.12	37.05
4200-32325-526200	BOND ISSUANCE COSTS	0.00	0.00	0.00	0.00	0.00	0.00	0.00
E20 Sub Totals:		29,331.00	18,463.88	18,463.88	10,867.12	0.00	10,867.12	37.05
E30	Supplies and Expense							
4200-32325-532600	ADVERTISING	150.00	73.99	73.99	76.01	0.00	76.01	50.67
E30 Sub Totals:		150.00	73.99	73.99	76.01	0.00	76.01	50.67
E80	Capital Outlay							
4200-32325-582100	LAND ACQUISITION	0.00	0.00	0.00	0.00	0.00	0.00	0.00
4200-32325-582350	SOIL BORINGS	0.00	0.00	0.00	0.00	0.00	0.00	0.00
4200-32325-582550	STORMWATER PONDS	691,633.49	620,180.15	620,180.15	71,453.34	0.00	71,453.34	10.33
E80 Sub Totals:		691,633.49	620,180.15	620,180.15	71,453.34	0.00	71,453.34	10.33
Expense Sub Totals:		721,114.49	638,718.02	638,718.02	82,396.47	0.00	82,396.47	11.43
Dept 32325 Sub Totals:		0.00	-74,395.94	-74,395.94	74,395.94	0.00		
Fund Revenue Sub Totals:		721,114.49	713,113.96	713,113.96	8,000.53	0.00	8,000.53	1.11
Fund Expense Sub Totals:		721,114.49	638,718.02	638,718.02	82,396.47	0.00	82,396.47	11.43
Fund 4200 Sub Totals:		0.00	-74,395.94	-74,395.94	74,395.94	0.00		
Fund 4409	TIF #9							
Dept 4409-32325	Capital Outlay							
E80	STORMWATER PONDS	0.00	0.00	0.00	0.00	0.00	0.00	0.00
4409-32325-582550		0.00	0.00	0.00	0.00	0.00	0.00	0.00
E80 Sub Totals:		0.00	0.00	0.00	0.00	0.00	0.00	0.00
Expense Sub Totals:		0.00	0.00	0.00	0.00	0.00	0.00	0.00
Dept 32325 Sub Totals:		0.00	0.00	0.00	0.00	0.00	0.00	0.00
Fund Revenue Sub Totals:		0.00	0.00	0.00	0.00	0.00	0.00	0.00

Account Number	Description	Budget Amount	Period Amount	YTD Amount	YTD Var	Encumbered Amount	Available	% Available
	Fund Expense Sub Totals:	0.00	0.00	0.00	0.00	0.00	0.00	0.00
Fund 4412	Fund 4409 Sub Totals:	0.00	0.00	0.00	0.00	0.00	0.00	0.00
Dept 4412-32325	TIF #12							
E80	Capital Outlay							
4412-32325-582550	STORMWATER PONDS	0.00	0.00	0.00	0.00	0.00	0.00	0.00
	E80 Sub Totals:	0.00	0.00	0.00	0.00	0.00	0.00	0.00
	Expense Sub Totals:	0.00	0.00	0.00	0.00	0.00	0.00	0.00
	Dept 32325 Sub Totals:	0.00	0.00	0.00	0.00	0.00	0.00	0.00
	Fund Revenue Sub Totals:	0.00	0.00	0.00	0.00	0.00	0.00	0.00
	Fund Expense Sub Totals:	0.00	0.00	0.00	0.00	0.00	0.00	0.00
Fund 4417	Fund 4412 Sub Totals:	0.00	0.00	0.00	0.00	0.00	0.00	0.00
Dept 4417-32325	TIF #17							
E80	Capital Outlay							
4417-32325-582550	STORMWATER PONDS	0.00	0.00	0.00	0.00	0.00	0.00	0.00
	E80 Sub Totals:	0.00	0.00	0.00	0.00	0.00	0.00	0.00
	Expense Sub Totals:	0.00	0.00	0.00	0.00	0.00	0.00	0.00
	Dept 32325 Sub Totals:	0.00	0.00	0.00	0.00	0.00	0.00	0.00
	Fund Revenue Sub Totals:	0.00	0.00	0.00	0.00	0.00	0.00	0.00
	Fund Expense Sub Totals:	0.00	0.00	0.00	0.00	0.00	0.00	0.00
	Fund 4417 Sub Totals:	0.00	0.00	0.00	0.00	0.00	0.00	0.00

Account Number	Description	Budget Amount	Period Amount	YTD Amount	YTD Var	Encumbered Amount	Available	% Available
	Revenue Totals:	722,864.49	716,202.46	716,202.46	6,662.03	0.00	6,662.03	0.92
	Expense Totals:	1,420,479.20	1,082,634.99	1,082,634.99	337,844.21	0.00	337,844.21	23.78
	Report Totals:	697,614.71	366,432.53	366,432.53	331,182.18	0.00		

# General Ledger

## Chart of Accounts Maintenance



User: sbirr  
 Printed: 01/29/2014 - 9:45 AM

JE Nun	JE Dat	Perio	Yea	DR Am	CR Am	Syste	Description	Proof List
67	1/9/2013	1	201.	\$2,244.0	\$0.00	AP	Dufek Drive Stormwater Pond Des	<a href="http://ssi.net?action=report&amp;object=netparams&amp;id=00676">http://ssi.net?action=report&amp;object=netparams&amp;id=00676</a>
221	1/29/201	1	201.	\$2,317.0	\$0.00	AP	Dewey Street Stormwater Pond De	<a href="http://ssi.net?action=report&amp;object=netparams&amp;id=00675">http://ssi.net?action=report&amp;object=netparams&amp;id=00675</a>
221	1/29/201	1	201.	\$3,862.5	\$0.00	AP	Dufek Drive Stormwater Pond Des	<a href="http://ssi.net?action=report&amp;object=netparams&amp;id=00675">http://ssi.net?action=report&amp;object=netparams&amp;id=00675</a>
95	2/13/201	2	201.	\$2,908.3	\$0.00	AP	Dufek Drive Stormwater Pond Des	<a href="http://ssi.net?action=report&amp;object=netparams&amp;id=00681">http://ssi.net?action=report&amp;object=netparams&amp;id=00681</a>
212	2/27/201	2	201.	\$714.00	\$0.00	AP	Dufek Drive Stormwater Pond Des	<a href="http://ssi.net?action=report&amp;object=netparams&amp;id=00682">http://ssi.net?action=report&amp;object=netparams&amp;id=00682</a>
72	4/9/2013	4	201.	\$5,315.0	\$0.00	AP	Dewey Street Storm water Pond De	<a href="http://ssi.net?action=report&amp;object=netparams&amp;id=00687">http://ssi.net?action=report&amp;object=netparams&amp;id=00687</a>
134	6/7/2013	6	201.	\$467.00	\$0.00	AP	Dewey Street Stormwater Pond De	<a href="http://ssi.net?action=report&amp;object=netparams&amp;id=00694">http://ssi.net?action=report&amp;object=netparams&amp;id=00694</a>
121	8/14/201	8	201.	\$424.00	\$0.00	AP	Dufek Drive Stormwater Pond Des	<a href="http://ssi.net?action=report&amp;object=netparams&amp;id=00704">http://ssi.net?action=report&amp;object=netparams&amp;id=00704</a>
219	8/28/201	8	201.	\$212.00	\$0.00	AP	Dufek Drive Stormwater Pond Des	<a href="http://ssi.net?action=report&amp;object=netparams&amp;id=00706">http://ssi.net?action=report&amp;object=netparams&amp;id=00706</a>

\$18,463.88

available : \$10,867.12



### POND MOWING AND MAINTENANCE SCHEDULE

POND	TYPE OF SEEDING	2012	2013	2014	2015	2016	2017	2018	2019
Dufek Drive	Standard	Mow 1 or 2 times	Mow 1 or 2 times	Mow 1 or 2 times	Mow 1 or 2 times	Mow 1 or 2 times	Mow 1 or 2 times	Mow 1 or 2 times	Mow 1 or 2 times
Vits Drive	Standard	Mow 1 or 2 times	Mow 1 or 2 times	Mow 1 or 2 times	Mow 1 or 2 times	Mow 1 or 2 times	Mow 1 or 2 times	Mow 1 or 2 times	Mow 1 or 2 times
Fessler Drive	Standard	Mow 1 or 2 times	Mow 1 or 2 times	Mow 1 or 2 times	Mow 1 or 2 times	Mow 1 or 2 times	Mow 1 or 2 times	Mow 1 or 2 times	Mow 1 or 2 times
N. Rapids Road	Standard	Mow once (if needed) Cut woody vegetation			Mow once (if needed) Cut woody vegetation			Mow once (if needed) Cut woody vegetation	
S. 30th Street	Native Prairie/ Wetland	Mow, @ 12" Height - <b>Mid June (1st mowing)</b>  2 times/year or as needed to keep @ 12"			Burn or Mow to the ground and rake cut material				
Clay Pit Road*	No Mow	1 time/year (June) 4-5" Height	1 time/year (June) 4-5" Height	1 time/year (June) 4-5" Height	1 time/year (June) 4-5" Height	1 time/year (June) 4-5" Height	1 time/year (June) 4-5" Height	1 time/year (June) 4-5" Height	1 time/year (June) 4-5" Height
S. 41st and Custer*	No Mow	1 time/year (June) 4-5" Height	1 time/year (June) 4-5" Height	1 time/year (June) 4-5" Height	1 time/year (June) 4-5" Height	1 time/year (June) 4-5" Height	1 time/year (June) 4-5" Height	1 time/year (June) 4-5" Height	1 time/year (June) 4-5" Height
S. 10th Street	Native Prairie/ Wetland	Mow 3-4 times/year  1st week of June to 4" 1st week of July to 4" 1st week of August to 6"	Mow @ 12" Height - <b>Mid June (1st mowing)</b>  2 times/year or as needed to keep @ 12"		Burn or Mow to the ground and rake cut material				
Dewey Street	Native Prairie/ Wetland		Constructed & Temp Seeded	Spray and Seed	Mow 3-4 times/year 1st week of June to 4" 1st week of July to 4" 1st week of August to 6"	Mow @ 12" Height - <b>Mid June (1st mowing)</b>  2 times/year or as needed to keep @ 12"		Burn or Mow to the ground and rake cut material	





# Attachment F

- Pollution Prevention

The City completed their Pollution Prevention Program and individual Storm Water Pollution Prevention Plans for the Department of Public Works Service Building and Parks Maintenance Facility in October of 2008 (plans can be found at [http://www.manitowoc.org/stormwater/pollution\\_prevention](http://www.manitowoc.org/stormwater/pollution_prevention)). The City implemented these programs in April 2009. Therefore, the following is a summary of the recommendations and measureable goals for these programs in 2013.

## **POLLUTION PREVENTION PROGRAM (AECOM, October 2008):**

### *Section 1.0 - Municipal Storm Water Facilities Inspection and Maintenance Measureable Goals*

1. Inspect all city owned wet detention facilities 2 times per year.

The City had a total of 9 wet detention ponds in 2013.

**\*\*MEASUREABLE GOAL\*\*:** Each City-owned detention pond was inspected at least once in 2013 for a total of 9 inspections.

2. Implement catch basin inspection and cleaning program by 2009. Quantify number of catch basins cleaned and amount of debris removed.

Reduced budget and staff has led to no catch basins being cleaned or inspected during 2013.

**\*\*MEASUREABLE GOAL\*\*:** NO Catch Basins and/or Catch Basin Manholes were inspected and/or cleaned

**\*\*MEASUREABLE GOAL\*\*:** 0 Tons of Material Removed from Catch Basins

NOTE: As part of new and reconstruction projects, the City is replacing existing inlets with catch basins.

3. Document the linear footage of ditches maintained and linear footage of storm sewers cleaned based on data collected.

The City maintains and cleans ditches and storm sewer on an as needed bases, mostly due to obstructions. The City also televises storm sewer on regular basis.

**\*\*MEASURABLE GOAL\*\*:** 108,375 feet of Ditches Maintained

**\*\*MEASURABLE GOAL\*\*:** 19,713 feet of Storm Sewer was Televised

### *Section 2.0 - Street Sweeping and Catch Basin Cleaning Measurable Goals*

#### Street Sweeping:

1. Purchase two (2) high efficiency street sweepers

DONE: The City purchased two high-efficiency vacuum sweepers (Elgin Whirlwind) in late fall of 2008

2. Implement parking controls to be effective in April 2009

DONE: The City implemented a street sweeping parking ban effective April 21, 2009.

The City actively enforced the street sweeping parking ban in 2013. **\*\*MEASUREABLE GOAL\*\*:** A total of 3,210 parking tickets were issued.

3. Implement new street sweeper routes based on parking control plan

DONE: The City developed street sweeper districts in coordination with the implementation of the parking ban, five (5) districts on the north side and five (5) on the south side.

4. Continue current street sweeping frequency and document miles swept and amount of debris removed.

**\*\*MEASUREABLE GOAL\*\*:** The entire City is swept on a weekly bases from April 1 to September 30, conditions permitting.

**\*\*MEASUREABLE GOAL\*\*:** 13,064 miles of street was swept by the sweepers

**\*\*MEASUREABLE GOAL\*\*:** 773.92 tons of material was removed by the sweepers

#### Catch Basin Cleaning:

1. Add future catch basins to mapping

**\*\*MEASUREABLE GOAL\*\*:** No new catch basins have been added to our mapping.

2. Implement catch basin cleaning program - document number of catch basins cleaned and amount of material removed.

Repeated from above:

**\*\*MEASUREABLE GOAL\*\*:** No Catch Basins and/or Catch Basin Manholes were inspected and/or cleaned

**\*\*MEASUREABLE GOAL\*\*:** 0 tons of Material Removed from Catch Basins

NOTE: As part of new and reconstruction projects, the City is replacing existing inlets with catch basins.

*Section 3.0 - Street Sweeping and Catch Basin Cleaning Disposal*

1. Initiate disposal of street sweeping and catch basin cleanings in a licensed landfill in 2009 unless alternative methods are allowable.

**\*\*MEASUREABLE GOAL\*\*:** All material removed by the street sweepers in 2013 was hauled to Ridgeview Landfill in Whitelaw, WI

2. Document amount of material removed.

**\*\*MEASUREABLE GOAL\*\*:** 773.92 tons of street sweeping material was landfilled

*Section 4.0 - Road Salt Application and Snow Disposal*

1. Document the amount of salt and other de-icing agents used.

**\*\*MEASUREABLE GOAL\*\*:** 3,405 tons of salt, 647.60 tons of sand, and 3,441 gallons of liquidow/geo melt was used in 2013

*Section 5.0 - Collection and Disposal of Leaves and Grass Clippings*

1. Document the amount of leaves and other materials collected/recycled.

**\*\*MEASUREABLE GOAL\*\*:** 9,998 cubic yards.

*Section 6.0 - Municipal Storm Water Pollution Prevention Planning*

**DPW SERVICE BUILDING STORM WATER POLLUTION PREVENTION PLAN (SWPPP) (AECOM, October 2008):**

Existing and Recommended Control Measures:

1. Fuel Islands - The City retrofitted the two (2) existing inlets into catch basins in the fall of 2011. Spill kits have been purchased for the fuel islands
2. Outdoor Vehicle Washing Area – A nutrient separating device has been installed in 2012 to treat the outdoor washing area water.
3. Runoff Erosion – This was addressed with the installation of the nutrient separating device.
4. Outdoor Storage Piles – The outdoor aggregate storage piles have been separated. No runoff was noted from these piles in 2013.
5. Quarterly Inspections – For 2013 quarterly inspections, contact Operations Team Co-Leader Randy Junk at [rjunk@manitowoc.org](mailto:rjunk@manitowoc.org) or (920) 686-6550.

**PARKS MAINTENANCE FACILITY STORM WATER POLLUTION PREVENTION PLAN (SWPPP) (AECOM, October 2008):**

1. Fuel Island -. Spill kits have been purchased for the fuel islands
2. Outdoor Wash Area- The hose has been removed and the water shut off
3. Snow Disposal Area – Was in compliance for the winter of 2013.
4. Quarterly Inspections - For 2013 quarterly inspections, contact Operations Team Co-Leader Chad Sheinoha at [csheinoha@manitowoc.org](mailto:csheinoha@manitowoc.org) or (920) 686-6550.

*Section 7.0 - Municipal Application of Lawn and Garden Fertilizers*

Currently the City does not apply fertilizers to areas greater than five acres.

*Section 8.0 - Education of Municipal Staff*

1. Include an educational component for appropriate staff relative to their area of work.

City staff attended multiple erosion control and storm water management training workshops and conferences (FWWA Conference and other webinars). These are listed with the public education activities on ATTACHMENT A. The City intends to provide some pollution prevention, illicit discharge and erosion control training to the Department of Public Works staff in 2014.

*Section 9.0 - Measures to reduce storm water contamination within source water protection areas.*

The City has not yet addressed the recommendations and measurable goals of this section. We will work toward addressing this section in 2014.