



# City of Manitowoc Fire & Rescue Department **2020 Annual Report**

*"Protecting Manitowoc's Quality of Life for 137 years."*



# Table of Contents

## Manitowoc Fire Rescue Department

Message from the Chief	3
Department Statements	4
Department Organization	5
Uniformed Personnel	6
Fire Districts and Stations	8

## Fire Rescue

Response and Incident Types	10
Performance Response Average	12
Fire Loss Data	13
Simultaneous Calls	14

## Emergency Medical Services

EMS Statistics	16
Township/Village Contacts	18
EMS Revenue	19

## Vehicle Maintenance

20

## Professional Development

22

## Fire Prevention & Public Education

Summary	24
Community Involvement	26

## Division of Life Safety and Neighborhood Services

Permit Activity	29
Permitted Inspections/Plan Reviews	33
Demolition/Razing of Structures	34
Minimum Housing & Property	
Maintenance Code Enforcement	35

## Other Information

Firefighters Sworn In	38
Firefighter and Citizen of the Year	40
Achievements and Promotions	42
Veterans	44

## Mayor

**The Honorable  
Justin M. Nickels**  
27th Mayor of Manitowoc  
Term: April 18, 2017-  
April 19, 2021



## Police and Fire Commission

Name	Term Expiration
Thomas J. Bare	April 20, 2023
Jill Hennessey	April 30, 2021
Matthew Sauer	April 30, 2025
Michael Wellner	April 30, 2024
Ted Zigmunt	April 1, 2022

## City Council Alderpersons

Name	District
Brett Vanderkin	1
Scott McMeans	2
Jeremiah Novak	3
Jim Brey	4
John L. Brunner	5
Eric J. Sitkiewitz	6
Aaron Bailey	7
Bill Schlei	8
Steve Czekala	9
Courtney Hansen	10

## Prepared By

**Lacey Duckart**  
Administrative Assistant





# Message from the Chief

## Todd Blaser

On behalf of the members of the City of Manitowoc Fire and Rescue Department (MFRD) it is my privilege to present the 2020 Annual Report. We are honored to serve each citizen and visitor in our community and we are very proud to provide the highest level of Fire and EMS services possible. We are committed to excellence and we are focused on providing the best care possible in a quick and professional manner. We understand that providing outstanding customer service is why we exist and this remains the foundation of our fire rescue department.

As the fire service, our community, and the world around us continue to change, we are constantly presented with unique challenges which require collaboration, critical thinking, and innovation from our staff that delivers your emergency services. I continue to be impressed by our personnel's ability to adapt to this environment, as well as the changing needs of those they serve. The City of Manitowoc is fortunate to have an excellent group of highly trained and highly motivated people that respond 24-7 to a wide array of emergency calls.

I cannot be more proud to be a member of the Manitowoc Fire Rescue Department, to work along-side people who are the best in the business. As we look for more innovative and efficient ways to meet our mission, we continue to be excellent stewards of our customer's trust and money. We remain ready to respond, when the page is received. We consider it an honor and a privilege to serve the people of Manitowoc, since 1883. The tradition of the fire service is one of pride, honor and commitment. We continue this tradition and work to deliver the highest quality of service to our customers.



Best Regards,

*Todd M. Blaser*

Todd M. Blaser, Chief of Fire Rescue Department

## Core Values

### Honor and Respect:

We value and respect all members of the organization. We respect those that came before us and will strive to make the organization better for those who follow.

### Embrace Diversity:

The Manitowoc Fire Rescue Department will embrace the diversity of the community we serve. We are dedicated to reflection and respecting that diversity through our actions and our organization.

### Teamwork:

Teamwork is essential to the effective delivery of our service. Each member's contribution is important. We will work as a team to cooperate locally and regionally to improve service to the community and surrounding areas.

### Service with Compassion:

Our department is a people oriented service organization focused on helping those in need. Our members will provide the highest level of emergency services with the utmost compassion and care to anyone in need.

### Preparation for Duty:

Our personnel will do everything possible to ensure that our organization is at optimum state of readiness when called upon to respond at a moment's notice.

Our team members will be properly trained, equipped, supported, and focused on safe and immediate response.

## Mission Statement

The Manitowoc Fire Rescue Department is committed to protecting the people and property within our city. We will be responsive to the needs of our citizens and visitors by providing rapid, professional, humanitarian services essential to the health, safety, and well-being of the city. Our members will work hard every day to maintain the highest professional standards and to earn the public trust through their actions.

## Vision Statement

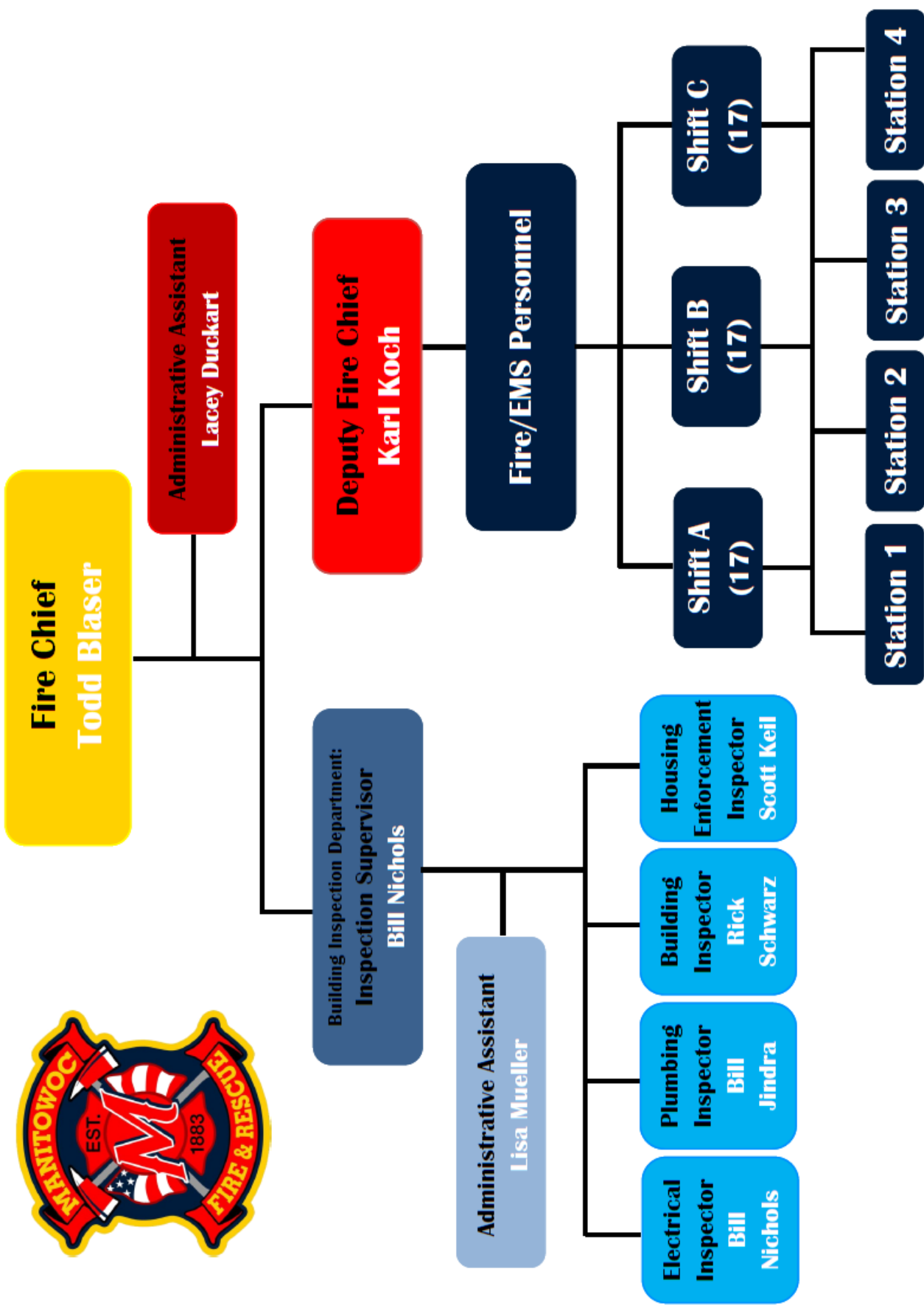
The Manitowoc Fire Rescue Department is dedicated to remaining a progressive and innovative fire department that ensures a safe community. We shall strive to provide the best public service through innovative training, ongoing education, and cutting edge equipment. Our ultimate goal is to provide excellent fire, rescue, and EMS services.



*"Protecting Manitowoc's Quality of Life for 137 years."*



# Manitowoc Fire Rescue & Building Inspection Department Organizational Chart



# Uniformed Personnel



## Fire Chief

Todd Blaser



## Deputy Chief

\*Gregg Kadow



## Deputy Chief

Karl Koch

\*Retired

\*Departed

\*Joined

Seth Damm - Captain

Scott Moran - Captain

David Schauer - Captain

Jeffery Keehan - Captain

\*Frederick Pfile - Captain

Garrett Grissom - Captain

Mark Hinz - Lieutenant

Kerry Peck - Lieutenant

Charles Olson - Lieutenant

Benjamin Kraynek - Lieutenant

Jacob Johnsrud - Lieutenant

Jeremy Wagner - Lieutenant

Jason Pielhop - Motor Pump Operator

Kelly Miller - Motor Pump Operator

Joseph Skinner - Motor Pump Operator

\*Bryan Kassube - Motor Pump Operator

Scott Larsen - Motor Pump Operator

Daniel Griepentrog - Motor Pump Operator

Jason Sweney - Motor Pump Operator

Bradley Olivera - Motor Pump Operator

Daniel Laque - Motor Pump Operator

Allyson Ewald - Motor Pump Operator

Mark Voelker - Motor Pump Operator

Kevin Cerkas - Motor Pump Operator

\*Brian Lodel - Motor Pump Operator

Rodger Whiteside - Firefighter/Paramedic

Tammy Halle - Firefighter/Paramedic

Scott Valleskey - Firefighter/Paramedic

Adam Theel - Firefighter/Paramedic

Kevin Wilke - Firefighter/Paramedic

Richard Barbier - Firefighter/Paramedic

Bobby Stelter - Firefighter/Paramedic

Tyler Kiel - Firefighter/Paramedic

Kevin Fabian - Firefighter/Paramedic

Thomas Christensen - Firefighter/Paramedic

Brent MacDonald - Firefighter/Paramedic

Chad Haucke - Firefighter/Paramedic

Phillip Burton - Firefighter/Paramedic

Phillip Stodola - Firefighter/Paramedic

Jeremy Reichwald - Firefighter/Paramedic

Joshua Feider - Firefighter/Paramedic

Cody Sieracki - Firefighter/Paramedic

Matthew Riley - Firefighter/Paramedic

Alexander Pernice - Firefighter/Paramedic

\*Jeffrey Jensen - Firefighter/Paramedic

Wesley Pautz - Firefighter/Paramedic

Tyler Zastrow - Firefighter/Paramedic

\*Zachary Enright - Firefighter/Paramedic

Michael Loritz - Firefighter/Paramedic

Christian Rodriguez - Firefighter/Paramedic

Mark Lyman II - Firefighter/Paramedic

\*Pethan, Isaac - Firefighter/Paramedic

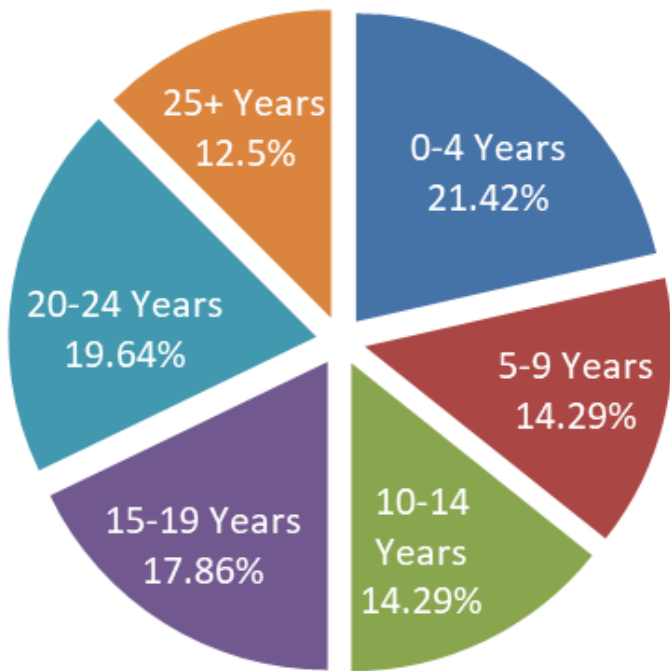
\*Jensen, Dean - Firefighter/Paramedic

**Total Line Personnel - 51**

# Department Statistics

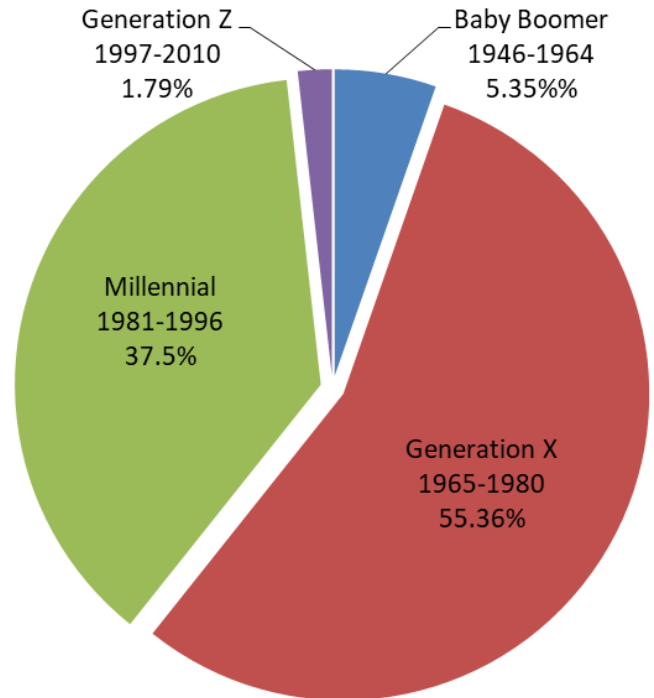
## Years of Service

Average: 13.63



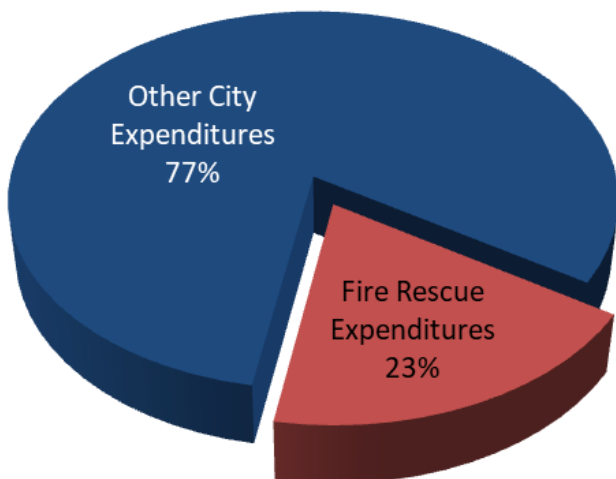
## Age of Personnel

Average: 41.34



## 2020 Budgeted Expenditure Amounts

Total General Fund: \$27,514,801.82  
 Fire Rescue: \$6,378,967.00



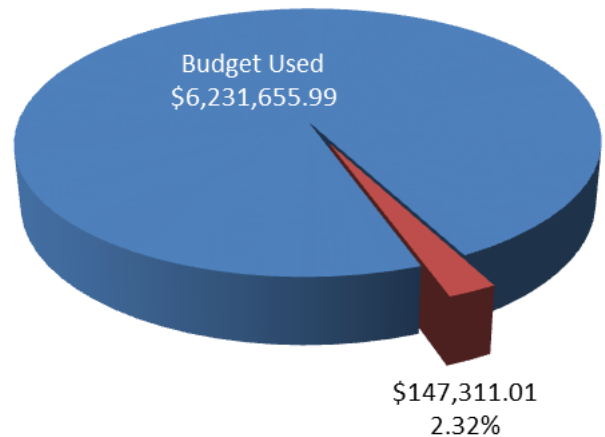
## Actual Expenditure Amount

Budgeted: \$6,378,967.00

Used: \$6,231,655.99

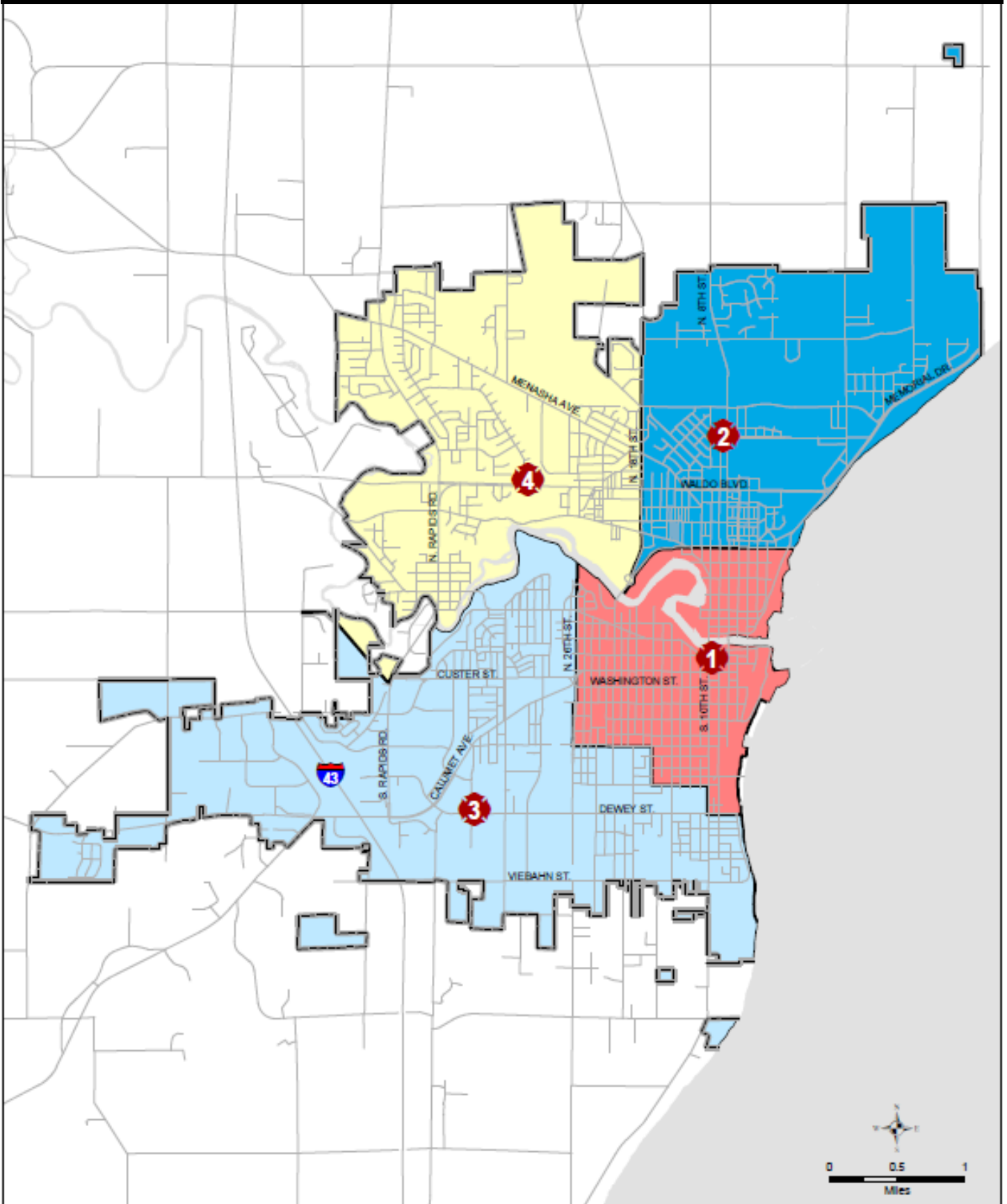
97.68% Expended

\$147,311.01 Under Budget





# City of Manitowoc Fire Districts



# Station Information

The City of Manitowoc has four Fire Stations located throughout the city.

## Fire Station 1

**Built: 1991**

Fire Station 1 is located at 911 Franklin Street, in the City of Manitowoc's Public Safety Building. It houses one Ladder truck, one Rescue Engine, two Advanced Life Support (ALS) Units, one Technical Rescue vehicle, one Wing Inflatable watercraft, and two utility vehicles.



## Fire Station 2

**Built: 1957**

Fire Station 2 is located at 1410 North 8th Street, on the City's northeast side. It houses one Rescue Engine and one Advanced Life Support (ALS) Unit.



## Fire Station 3

**Built: 2001**

Fire Station 3 is located at 3820 Dewey Street, on the City's southwest side. It houses two Rescue Engines (one in reserve status) and two Advanced Life Support (ALS) Units (one in reserve status).



## Fire Station 4

**Built: 1999**

Fire Station 4 is located at 1125 Fleetwood Drive, on the City's northwest side. It houses one Rescue Engine and two Advanced Life Support (ALS) Units (one in reserve status), one 21 foot Water Rescue Boat, and a Survive Alive Trailer (SAT).

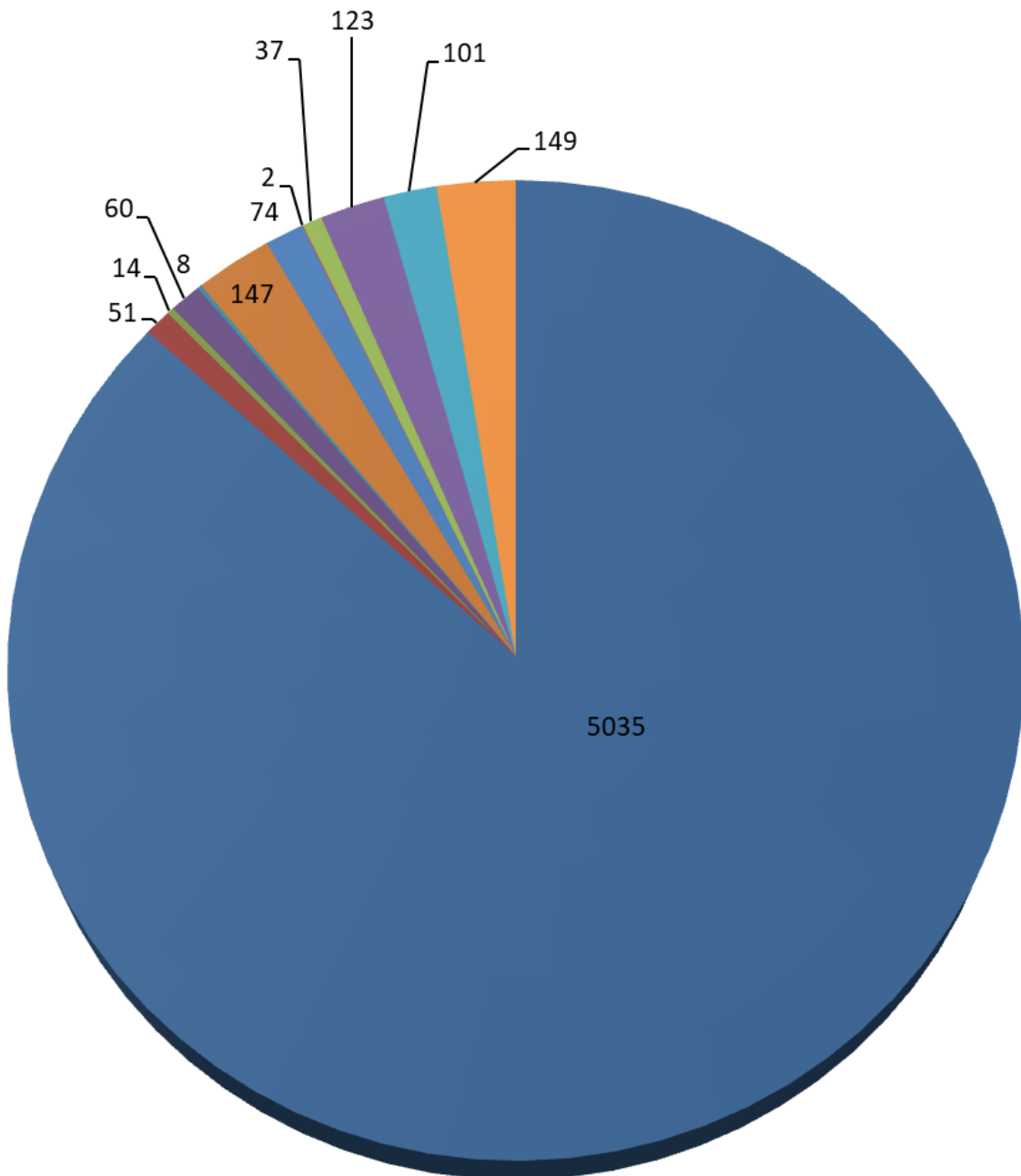


# Fire Rescue

## Response Types

Total Incidents: 5,801

- Medical Emergencies
- Fire, All Other
- Vehicle Accident
- Service Call
- Structure Fire
- Overpressure
- Extrication
- Good Intent Call
- Vehicle Fire
- EMS
- Hazardous Condition
- False Alarms

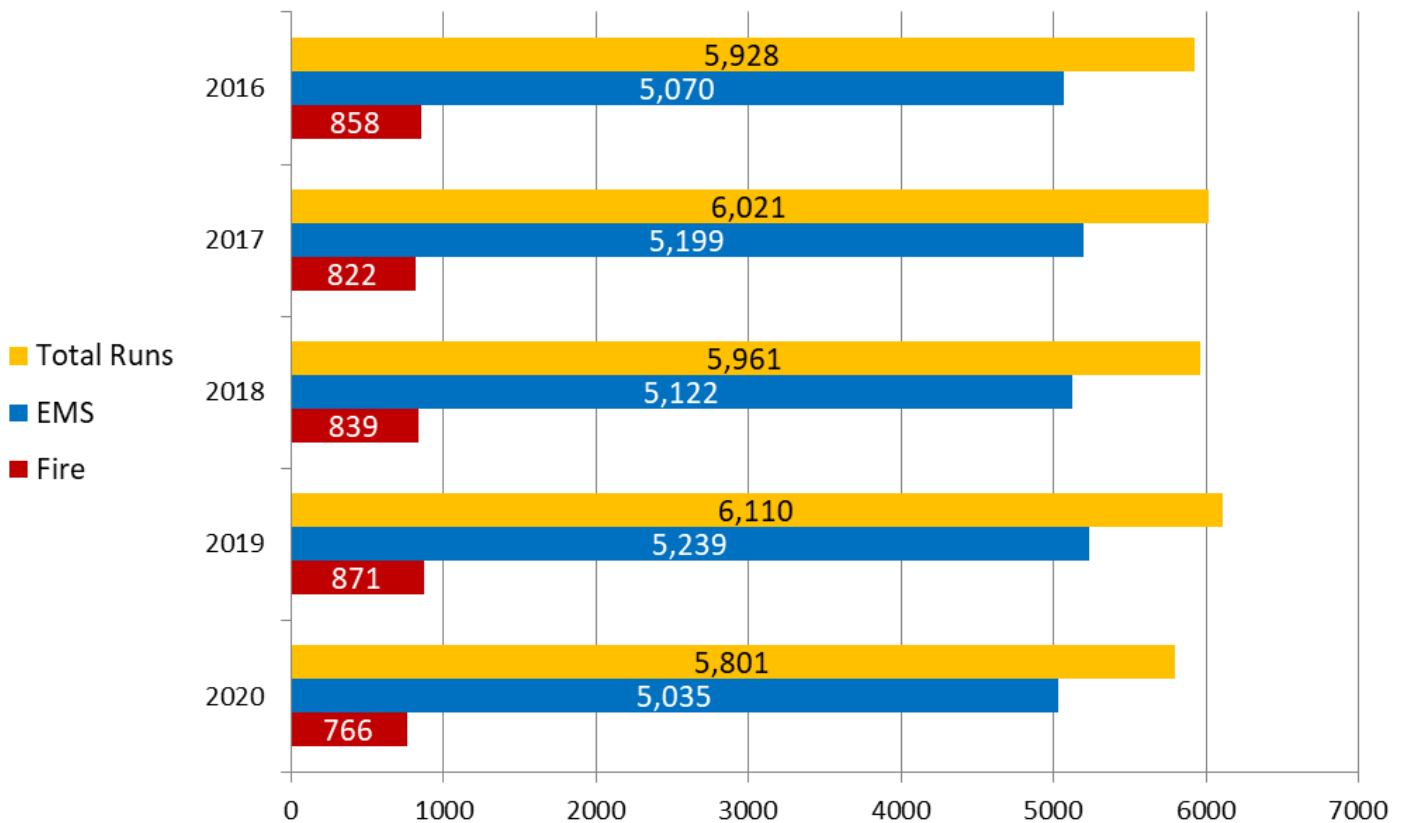




## Incident Type - 5 years

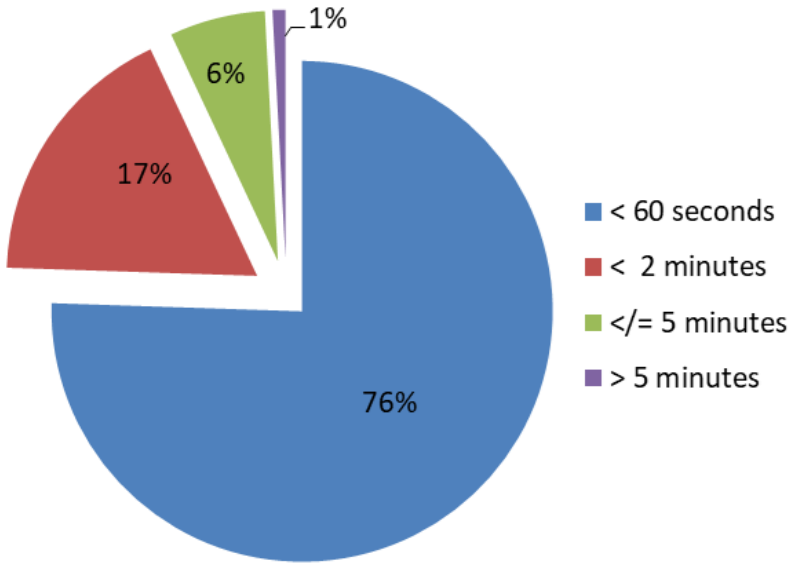
Type of Situation	2016	2017	2018	2019	2020
Medical Emergencies	5,070	5,199	5,122	5,239	5,035
Structure Fires	34	29	26	19	51
Vehicle Fires	8	6	10	9	14
Fire, All Other	54	42	53	76	60
Overpressure	9	10	7	11	8
EMS Response	148	133	127	124	147
Vehicle Accident	115	128	41	93	74
Extrication	12	6	4	5	2
Hazardous Conditions	77	46	133	59	37
Service Calls	107	124	117	158	123
Good Intent Calls	76	89	115	130	101
False Alarms	218	209	206	187	149
<b>Total</b>	<b>5,928</b>	<b>6,021</b>	<b>5,961</b>	<b>6,110</b>	<b>5,801</b>

## Incidents Responded to - 5 years



# Response Performance Average

## Turnout Time

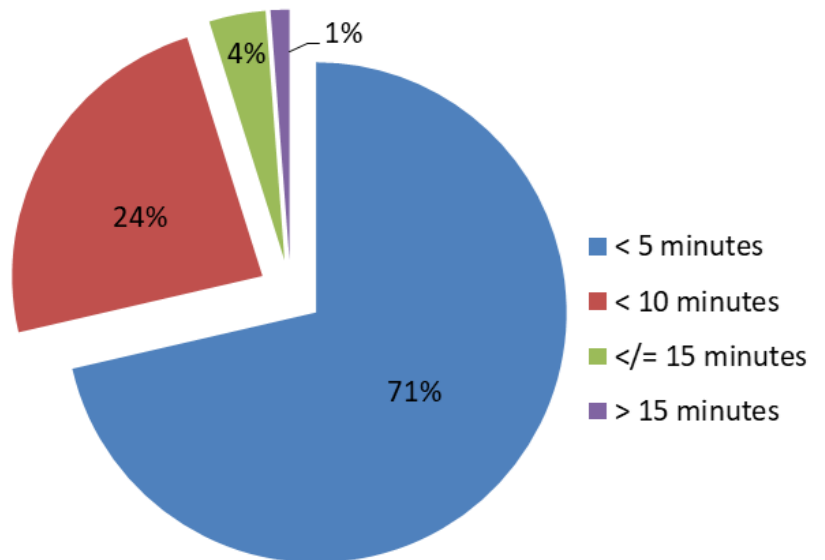


**Turnout Time:** Unit notified by dispatch to unit enroute.



**Travel Time:** Unit enroute to unit arrived on scene.

## Travel Time



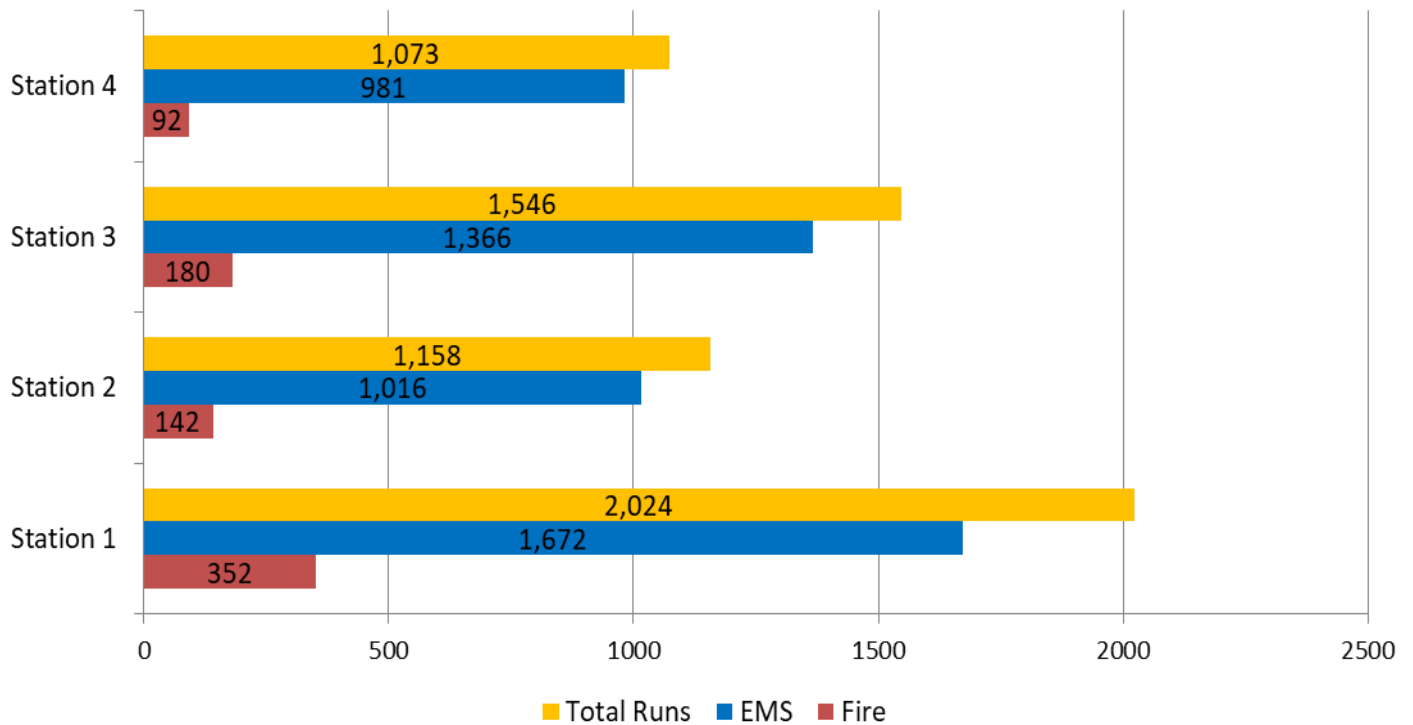
**Average time needed on each run: 56.50 minutes**

# Incidents by Fire Stations


**Total Fire: 766**

**Total EMS: 5,035**

**Total Incidents: 5,801**



# Fire Loss Data



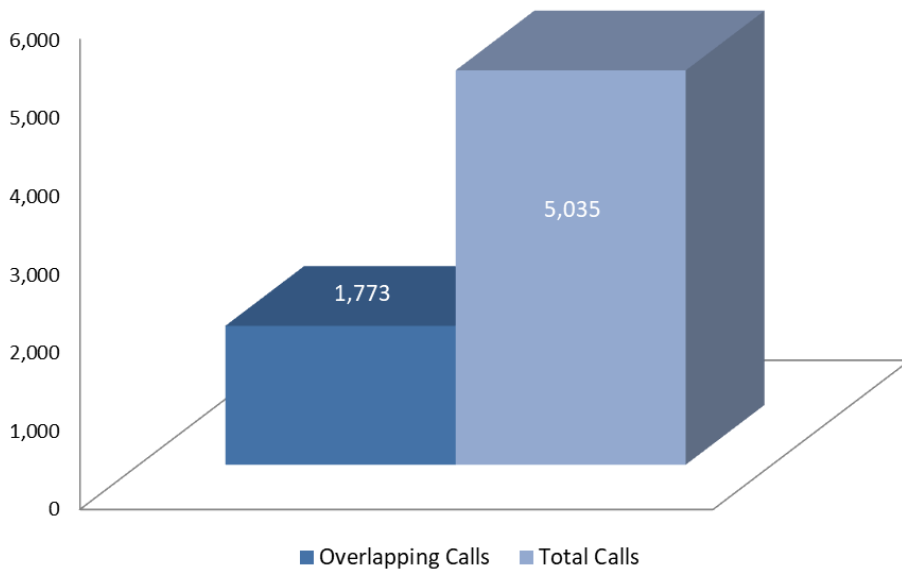


# Simultaneous Calls

**Total Fire: 766    Total EMS: 5,035    Total Incidents: 5,801**

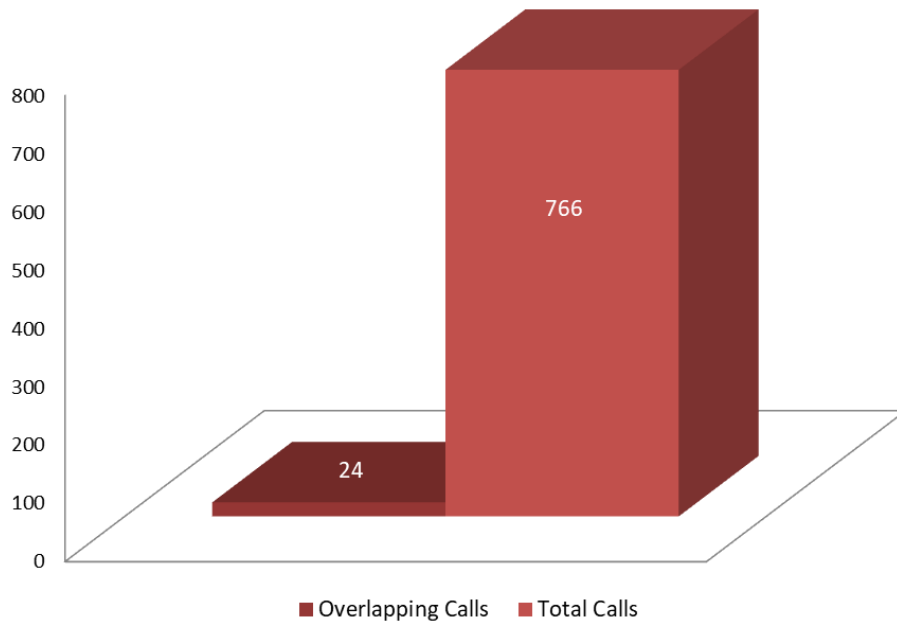
Incidents that occurred, operated, and were completed at the same time. This means multiple stations were dispatched out into the field to respond to calls that were happening at the same time.

## EMS



Throughout the year 1,773 or **35.21%** of the total 5,035 EMS calls happened simultaneously.

## Fire



Throughout the year 24 or **3.13%** of the total 766 Fire calls happened simultaneously.







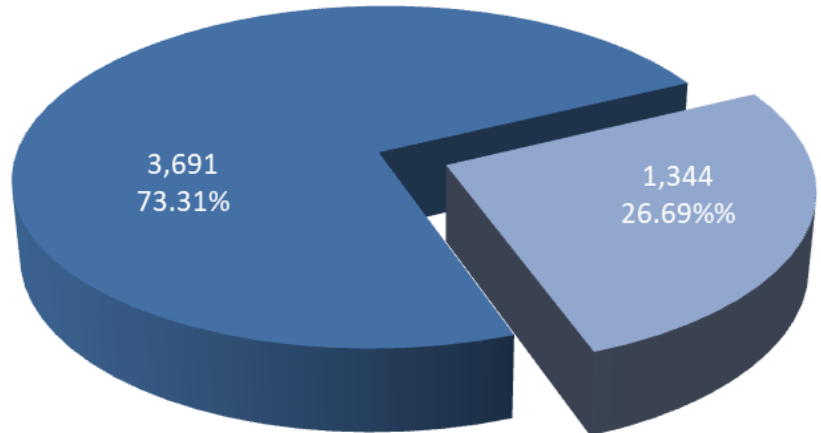
# Emergency Medical Services

## EMS Calls vs Transports

**Total Calls: 5,035**

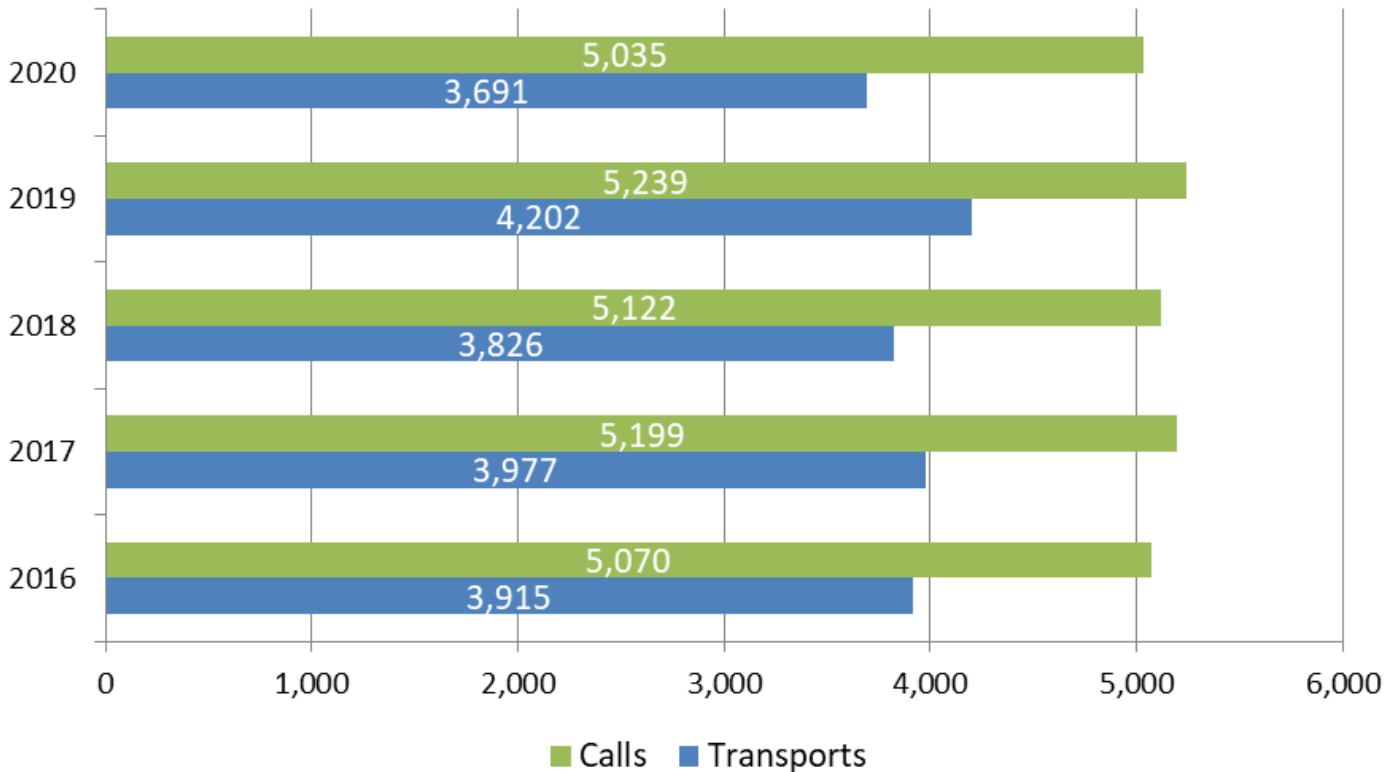
**Total Transports: 3,691**

During 2020, there were 5,035 total calls for Emergency Medical Services. Of those calls 3,691 or 73.31% of the calls were transports verse only 1,344 or 26.69% not needing transport.



■ Transports ■ Not Transported

## Calls vs Transports - 5 years



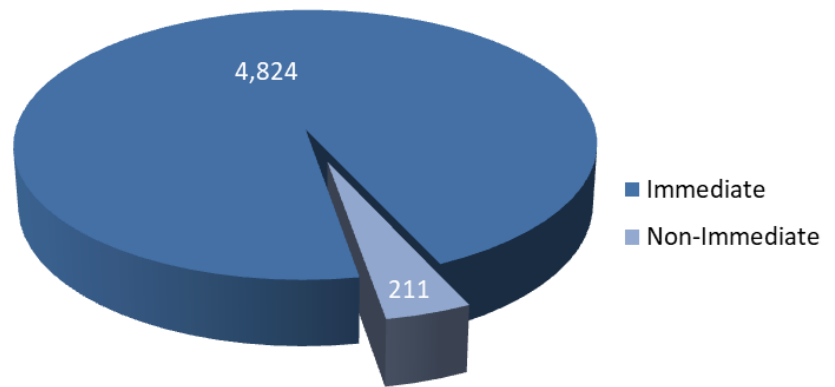


## Top 10 Incidents

Type of Incident	Number of Runs	Percentage of Total Runs
Falls	873	17.34%
Transfer/Interfacility/Palliative Care	665	13.21%
Breathing Problem	400	7.94%
Sick Person	382	7.59%
Chest Pain (Non-Traumatic)	175	3.48%
Pain	153	3.04%
Convulsions/Seizure	146	2.90%
Weakness/Lethargic	142	2.82%
Altered Mental Status	129	2.56%
Abdominal Pain/Problems	109	2.16%

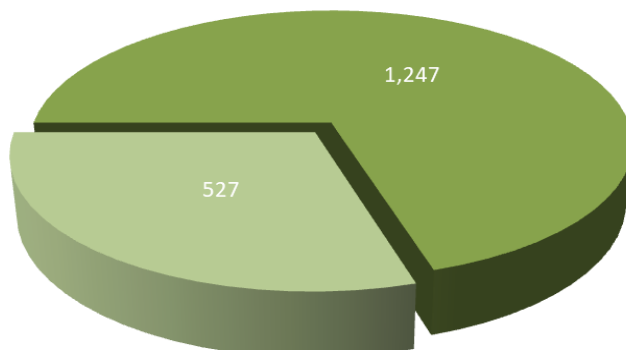
## Ambulance Response

**Total Calls: 5,035**  
 95.81% needed Immediate response while only 4.19% were Non-Immediate.



## IV Starts

■ Successful  
 ■ Unsuccessful

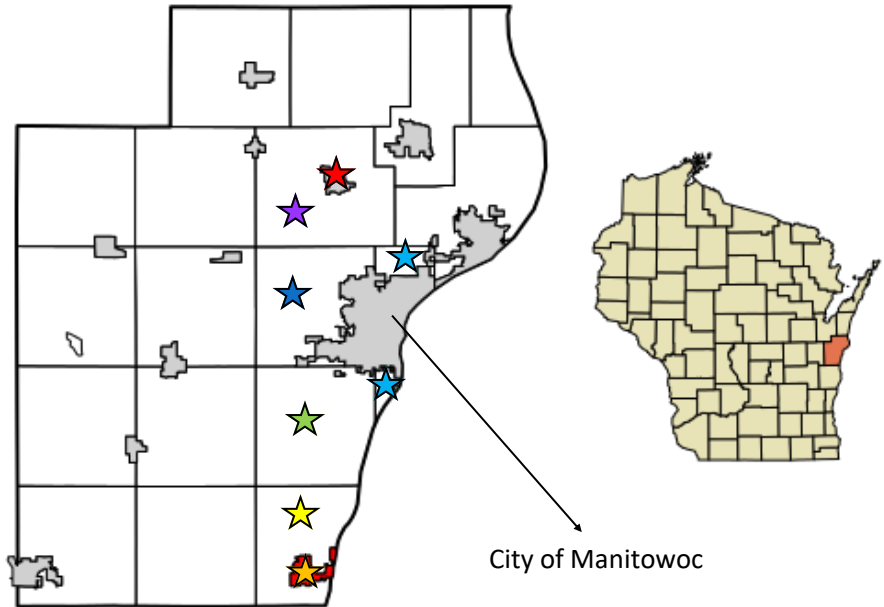


**Total IV Starts: 1,774**  
 70.30% were Successful while only 29.70% were Unsuccessful.

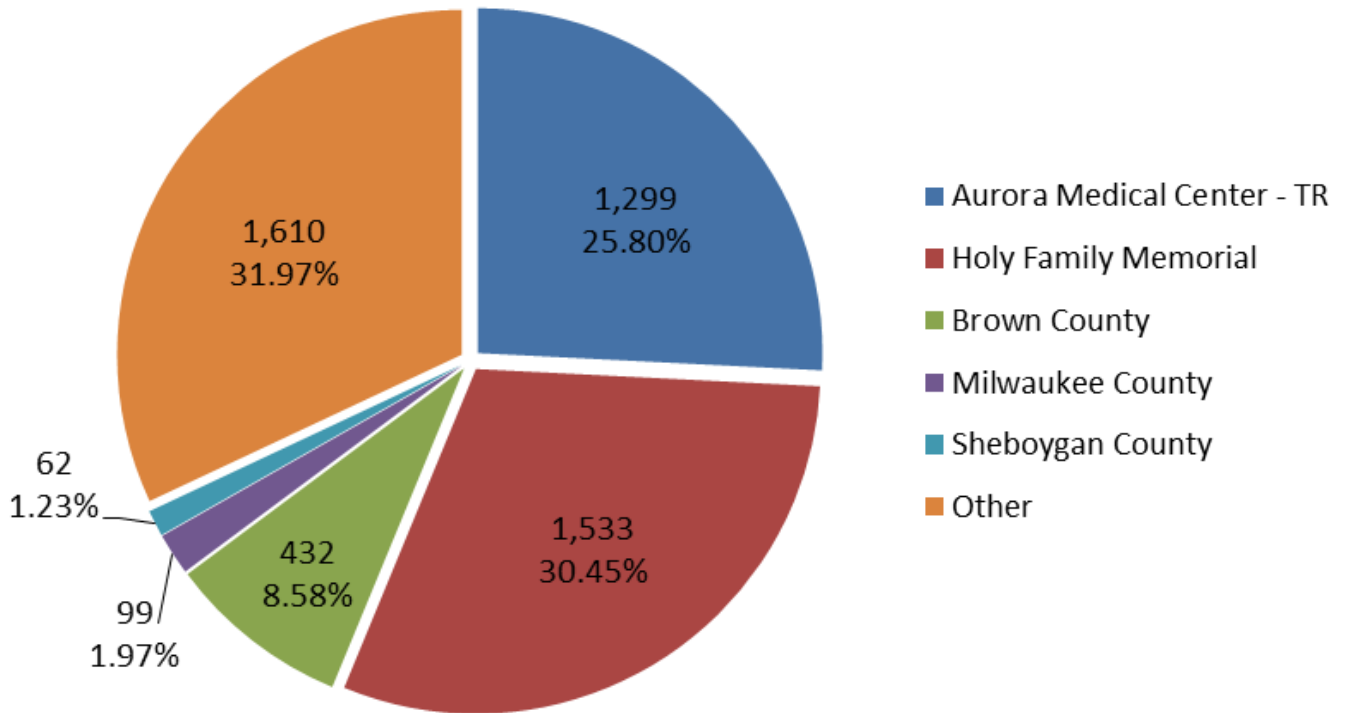
# Township and Village EMS Contracts

The City of Manitowoc Fire Rescue Department provides emergency medical services to several Townships and Villages outside of the City of Manitowoc. The contracted Townships and Villages include the following:

- ★ Town of Centerville
- ★ Village of Cleveland
- ★ Village of Francis Creek
- ★ Town of Kossuth
- ★ Town of Manitowoc Rapids
- ★ Town of Manitowoc
- ★ Town of Newton



# Transport Destination



# EMS Revenue

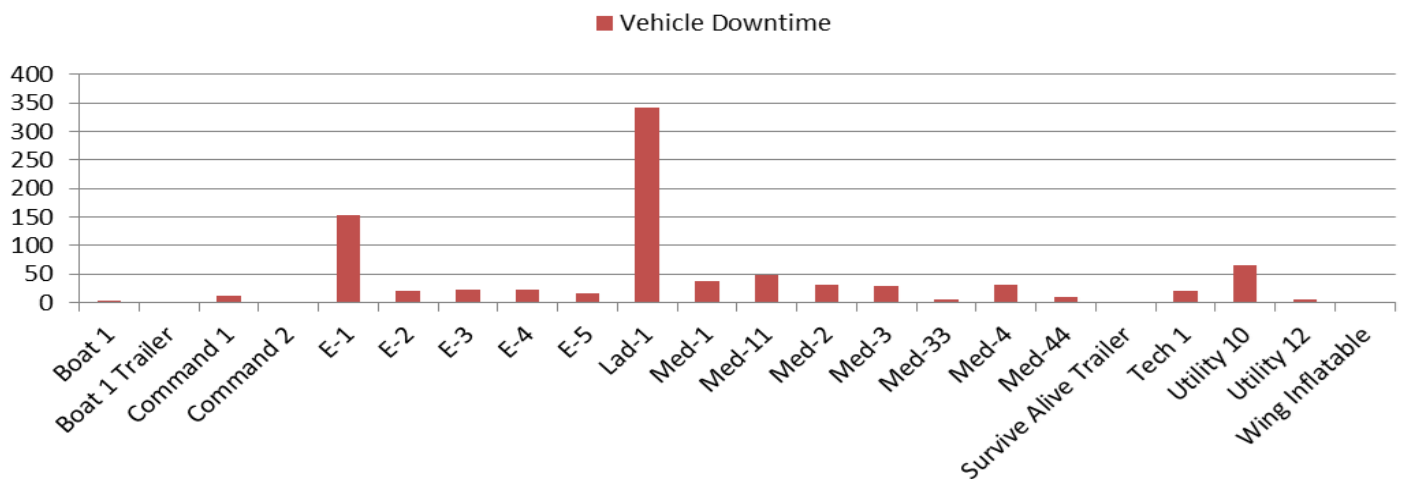
Month	2017	2018	2019	2020
January	\$228,039.17	\$333,871.94	\$127,485.02	\$95,364.22
February	\$163,513.65	\$202,765.60	\$225,976.64	\$198,452.23
March	\$122,281.80	\$143,650.51	\$82,226.43	\$136,403.01
April	\$166,723.68	\$207,538.33	\$212,857.44	\$100,381.72
May	\$168,657.09	\$74,954.27	\$86,590.46	\$207,647.49
June	\$209,520.42	\$193,167.62	\$160,205.30	\$151,645.55
July	\$178,330.58	\$186,359.05	\$218,913.53	\$138,477.94
August	\$138,624.64	\$147,875.89	\$144,077.31	\$208,613.24
September	\$115,397.52	\$144,529.27	\$212,322.89	\$193,709.11
October	\$192,519.35	\$224,046.44	\$212,339.02	\$158,831.77
November	\$198,189.18	\$162,471.13	\$135,521.86	\$119,681.06
December	\$123,666.95	\$149,034.02	\$183,871.32	\$188,157.07
<b>Total</b>	<b>\$2,005,464.03</b>	<b>\$2,170,264.07</b>	<b>\$2,002,387.22</b>	<b>\$1,897,364.41</b>



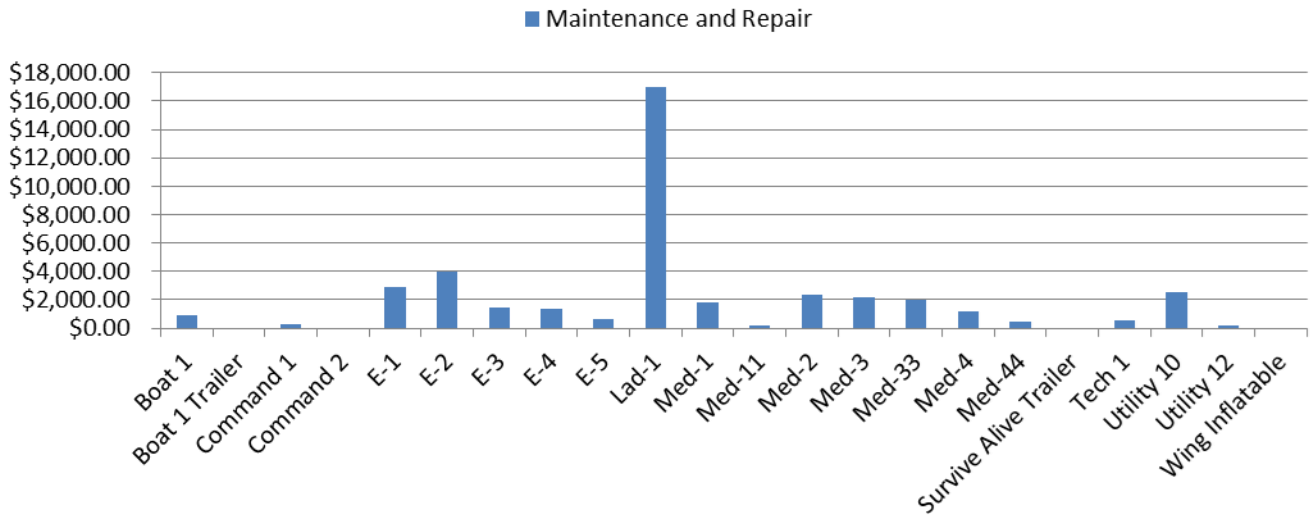
# Vehicle Maintenance

Vehicle	Vehicle Downtime (Hrs)	Maintenance and Repair	Fuel	Cost Per Mile
Boat 1	4	\$888.35	\$27.33	\$0.00
Boat 1 Trailer	0	\$0.00	\$0.00	\$0.00
Command 1	12	\$286.40	\$576.83	\$0.00
Command 2	1	\$0.00	\$550.95	\$0.11
E-1	153	\$2,856.76	\$1,113.11	\$1.27
E-2	19.5	\$3,961.16	\$426.45	\$3.14
E-3	23	\$1,484.34	\$821.75	\$0.98
E-4	23.5	\$1,353.15	\$563.52	\$0.81
E-5	17	\$628.70	\$173.67	\$1.42
Lad-1	341.5	\$16,947.95	\$1,521.04	\$8.04
Med-1	37	\$1,815.57	\$12,021.13	\$0.25
Med-11	48	\$187.10	\$463.77	\$0.30
Med-2	31	\$2,315.52	\$3,749.90	\$0.39
Med-3	28.75	\$2,194.11	\$4,653.64	\$0.38
Med-33	6	\$1,955.26	\$195.94	\$3.68
Med-4	31.5	\$1,143.48	\$3,172.03	\$0.34
Med-44	9	\$432.59	\$735.31	\$0.37
Survive Alive Trailer	0	\$0.00	\$0.00	\$0.00
Tech 1	20.5	\$535.34	\$29.39	\$5.38
Utility 10	65	\$2,525.26	\$873.51	\$0.70
Utility 12	5	\$168.68	\$248.75	\$0.00
Wing Inflatable	0	\$0.00	\$0.00	\$0.00

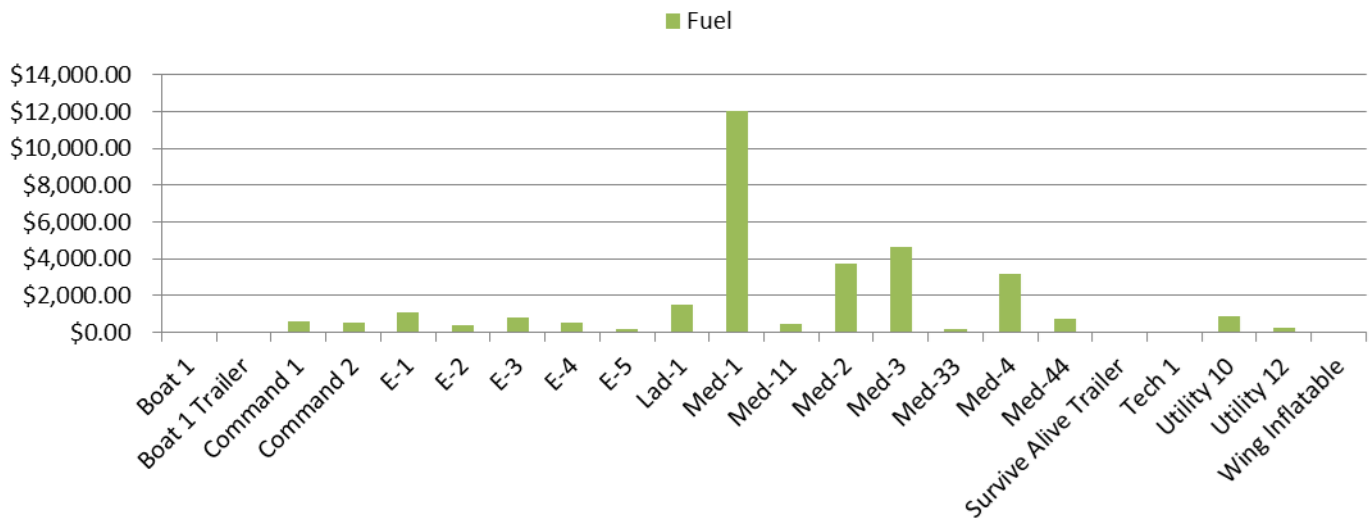
## Vehicle Downtime (Hrs)



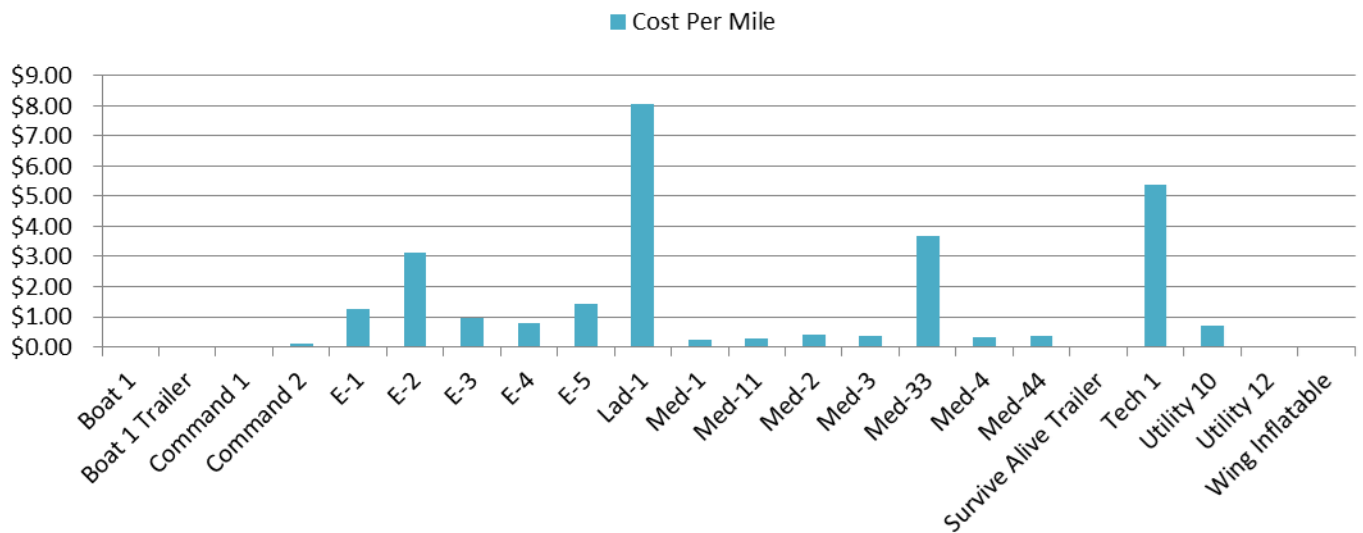
# Maintenance and Repair



# Fuel



# Cost Per Mile





# Professional Development

Throughout the year our personnel continues to learn and maintain professional credentials, skills, and knowledge through training, coursework, conferences, etc.


Training Category	Hours	Attendees
Administration/Organization	2,516.25	565
Apparatus Operation	3,928.45	512
EMS Continuing Education	2,893.23	439
Fire Suppression and Tactics	5,090.24	548
Technical Rescue	547.00	272
Officer Development	448.50	149
Recruit Training	282.50	8
<b>Total</b>	<b>15,706.14</b>	<b>2,493</b>

# Fire Prevention & Public Education

The goals of Fire Prevention are to educate the public on how to prevent potentially harmful fires by taking precautions and educate on how to survive a fire. Public Education events throughout our community are utilized to educate the public on Fire Prevention.

Category	Explanation	Total
Plan Review	Review new construction, remodeling, and fire suppression systems.	35
Fire Inspections	Inspection of commercial, institutional, and multi-family dwellings.	1,346
Violations	Violations of State/Municipal Codes.	586
Correction Violations	Violations corrected.	268
Open Violations	Violations not yet corrected.	218
Re-Inspections	Follow up inspection scheduled for review of violations.	206
Open Violations	Violations still in need of correction.	37
Public Education	Events at schools, adult care facilities, housing developments, et.	2
	Adult Participants	10
	Youth Participants	64
Fire Suppression	Alarm tests for new and retro-fitted sprinkler systems.	27







Thank you for your visit to St. Francis of Assisi School.  
You helped remind us how important it is to know  
fire safety!



Henny



Elliana  
Chloe

Bryson

Lydia

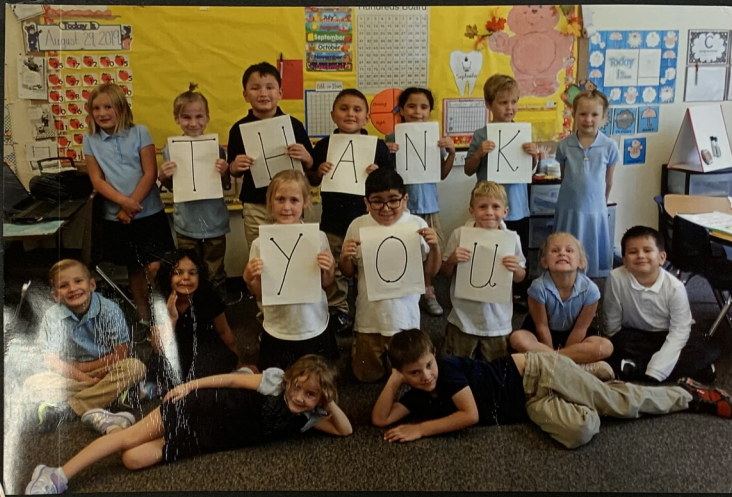
Elian

CJ

Marshall

Lacey

Lillian



Ethan

Lillie

Your Friends at St. Francis of Assisi Elementary,

Mrs. Ullness  
Matthew Bennett Ben

Mrs. Ullness

firefighter,  
Thank you for putting out fires.  
Keeping us safe.  
Teaching us how to get out  
if ever a fire and about safety.

fire fighter  
Hi

Thank you for protecting,

keeping us safe.  
B K C B K C

Love  
Mary  
B K C

Kathleen  
Gordy  
Ben



Cher  
Jane

Thank You

Thank you for helping firefighters,  
us, keeping us safe.  
Keep patterns out zones.  
Be safe.

A little message,  
warmly sent  
To bring a "Thank You"  
truly meant!

Joe

Bob

On Feb. 28th I had  
a stroke while at work  
at the Cleveland VA  
Clinic. I wanted to  
thank Lieutenant Krangill  
and his crew who  
transported me to Aurora  
Bay Care Hospital.

I appreciate their  
professionalism, care,  
and concern.

I felt safe and  
well cared for.

I am also appreciative  
of the Cleveland first  
responder who arrived  
before the rescue squad.

Keep up the great  
work!

Thank you!

Yvonne Schucke

Dear Station #1,

Our family would like to send a sincere  
and heartfelt thank you to all of your  
staff for the quick and complete work  
done while fighting the garage/house fire on  
Sunday July 12. Thank you for your department's  
continued support of our community and stay  
safe and healthy.

Thank you.  
Adam Mills  
and family.

Thank you



Thank you sincerely for your kind  
expression of sympathy and  
thoughtfulness. It is deeply appreciated  
and will always be remembered by

- THE FAMILY OF -

Dennis Jacobs

We thank you for the  
beautiful acknowledgement  
at Dennis' funeral. He  
was very proud of his work  
as a fire investigator.  
God Bless You All. - Anne  
Mrs. Jacobs

Dear First Responders,  
Thank-you for all that  
you do each and every  
day  
You are appreciated.  
Blessings of health  
and calm  
The Dortch Family

# Community Involvement

**Throughout the year, department members participated in numerous community involvement events. These events bring positive, measurable change to communities, betterment to our fellow citizens, and create awareness for those in need.**

American Lung Association – Fight for Air Climb

Aquatic Center – Splash Time

Big Brothers and Big Sisters

City of Manitowoc Annual City Picnic

City of Manitowoc Volunteer Appreciation

Domestic Violence Center

Lakeshore Holiday Parade

Lakeshore Weekend for Kids

Manitowoc Chiefs

Manitowoc Parks and Recreation – Easter Egg Hunt

Manitowoc Parks and Recreation – Youth Baseball

Manitowoc Public School District – Reading to the youth

Manitowoc Public School District – Safety Day

Memorial Day Parade

Muscular Dystrophy Associations - Fill the Boot

Roncalli High School – The Pause Project

Salvation Army Adopt-A-Family for Christmas

Shop with a Cop/Firefighter







# Division of Life Safety and Neighborhood Services

## Purpose

The Building Inspection Department is dedicated to public safety in the construction environment throughout the city through development and promotion of uniform codes and standards, code administration, and in education and instruction of safe and secure residential homes and businesses.

## Services

The Building Inspection Department is customer focused and provides a public service window, open during City Hall business hours. Services involve all permit activities including screening application/plans, routing plans to an inspector for review, technical assistance, assessing and collecting fees, and conducting permitted inspections. In addition, department services include building condemnations, court testimonies, and property maintenance inspections. The Building Inspection Department works closely with Community Development, Planning, Engineering, Utilities, and Fire/Rescue departments during the final inspection phase of the project and with the City Attorney's Office during criminal and fire investigations.

## Enforcement

The Building Inspection Department has adopted the State of Wisconsin Building, Mechanical, National Electric Code (NEC), and Plumbing Codes. Through the adoption of these codes, the city ensures that all permitted projects in the city are compliant with the requirements of the State of Wisconsin.

## Boards and Commissions

The Building Inspection Department coordinates meetings and provides technical assistance and professional recommendations for the following boards:

**Zoning Board of Appeals**

**Building Board of Appeals**

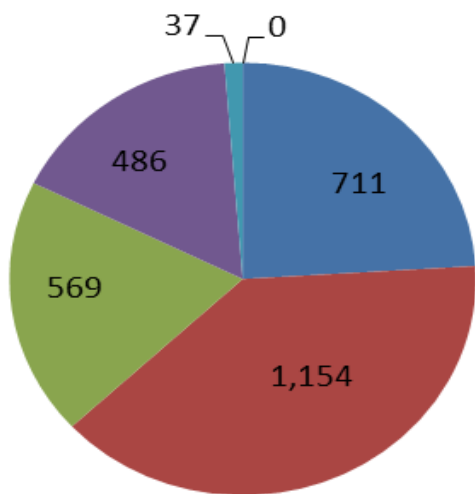
# Permit Activity

**Total Permits: 2,957**

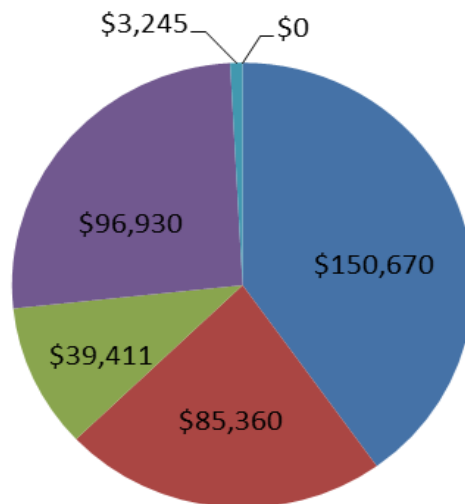
Permits Issued	2017	2018	2019	2020
Building	739	614	654	711
Electrical	1,170	942	1,014	1,154
HVAC	581	575	583	569
Plumbing	543	483	477	486
Sign	40	44	46	37
Hail	0	0	0	0
<b>Total</b>	<b>3,075</b>	<b>2,658</b>	<b>2,774</b>	<b>2,957</b>

Permit Fees	2017	2018	2019	2020
Building	\$213,926	\$236,865	\$234,709	\$150,670
Electrical	\$149,715	\$124,550	\$165,380	\$85,360
HVAC	\$52,454	\$55,167	\$63,692	\$39,411
Plumbing	\$90,950	\$99,205	\$143,720	\$96,930
Sign	\$2,520	\$3,542	\$3,614	\$3,245
Hail	\$0	\$0	\$0	\$0
<b>Total</b>	<b>\$509,656</b>	<b>\$519,329</b>	<b>\$611,115</b>	<b>\$375,616</b>

**Permits Issued**



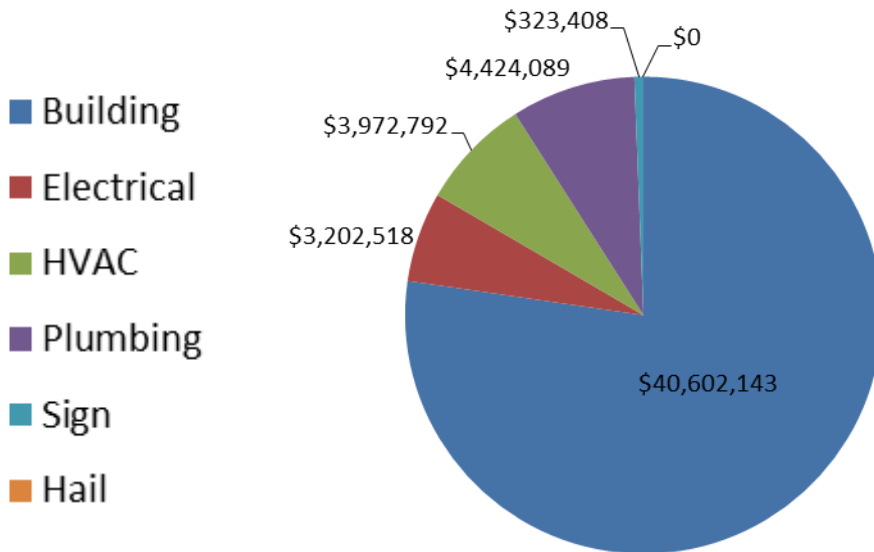
**Permit Fees**



- Building
- Electrical
- HVAC
- Plumbing
- Sign
- Hail

Project Value	2017	2018	2019	2020
Building	\$43,458,271	\$53,022,141	\$63,166,961	\$40,602,143
Electrical	\$7,215,912	\$4,986,588	\$7,078,448	\$3,202,518
HVAC	\$6,218,778	\$6,742,550	\$5,528,231	\$3,972,792
Plumbing	\$4,034,951	\$4,425,680	\$6,711,895	\$4,424,089
Sign	\$231,763	\$547,978	\$475,231	\$323,408
Hail	\$0	\$0	\$0	\$0
<b>Total</b>	<b>\$61,159,675</b>	<b>\$69,724,937</b>	<b>\$82,860,766</b>	<b>\$52,524,950</b>

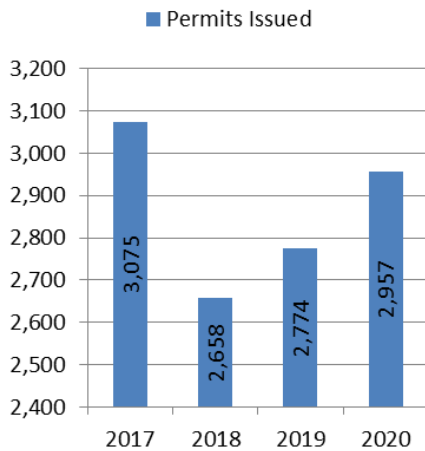
### Project Value




The Project Value is the amount of money expected to go towards construction projects for which permits have been issued. This includes new construction, additions, and alterations.

### 4 Year Comparison

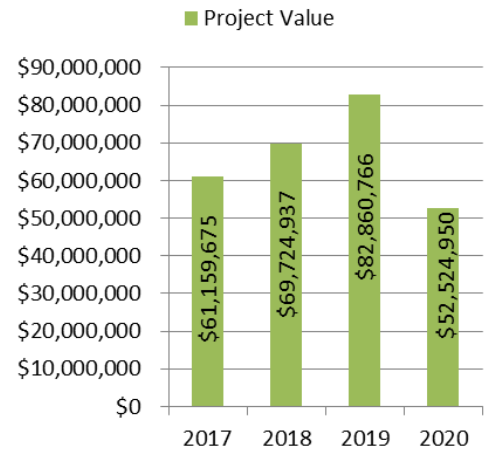
#### Permits Issued



#### Permit Fees



#### Project Value



## Commercial Permit Activity

Commercial development remained strong throughout 2020. 116 building permits were issued for commercial projects during 2020. These permits totaled \$23,702,571 in valuation and accounted for 45% of the total annual project valuation.

Top 10 Commercial & Multi-Family Projects		
Project	Type	Construction Value
BayCare Health	45,901 SF New Clinic	\$12,650,000
Jiffy Lube	4,042 SF Service Station	\$1,050,000
The Warf	7,040 SF Bar/Outdoor Area	\$1,000,000
East Point Rentals	Mixed Use Alt and Parking	\$963,000
Painting Pathways	4,902 SF Club House	\$932,000
Lake Breeze Apartments #13	15,500 SF 14 Unit Apt.	\$834,897
Lake Breeze Apartments #14	15,500 SF 14 Unit Apt.	\$834,897
Rivers Edge Apartments #1	16,253 SF 8 Unit Apt.	\$450,000
Rivers Edge Apartments #3	16,253 SF 8 Unit Apt.	\$450,000
Dunkin/Baskin	2,033 SF New Restaurant	\$400,000

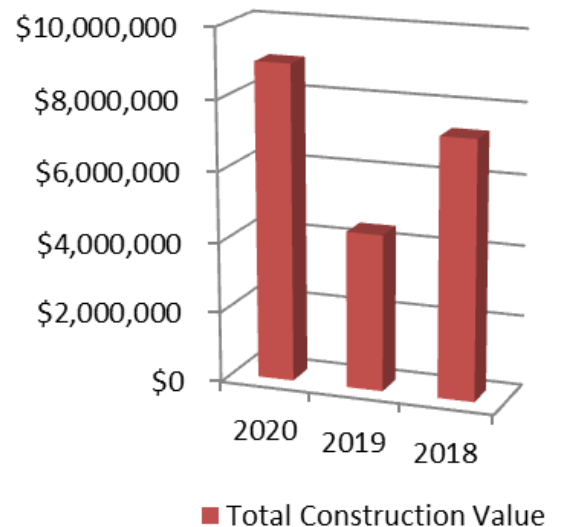
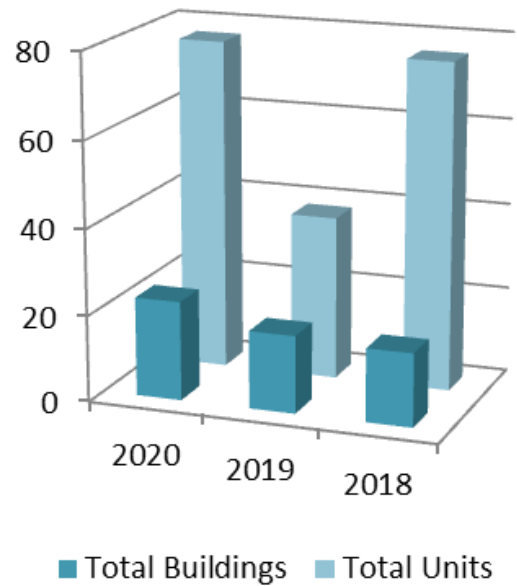


## Residential Permit Activity

In 2020, 23 new residential structures were constructed creating 77 dwelling units. Valuation of new residential construction totaled \$8,980,603. 571 residential properties underwent building renovation during 2020. The estimated valuation of this work was \$7,179,480. These projects included additions, decks, accessory structures, re-roofing, re-siding, window replacement, interior and/or exterior alterations and miscellaneous remodeling. Residential renovation accounted for 14% of the total annual valuation.

Type	2018	2019	2020
<b>1 - Unit Dwelling</b>			
Buildings	10	13	15
Units	10	13	15
Construction Value	\$3,040,185	\$2,891,000	\$4,655,900
<b>2 - Unit Dwelling</b>			
Buildings	3	2	3
Units	6	4	6
Construction Value	\$936,000	\$650,410	\$990,000
<b>3 &amp; 4 Unit Dwelling</b>			
Buildings	1	0	0
Units	4	0	0
Construction Value	\$250,000	\$0	\$0
<b>5+ Unit Dwelling</b>			
Buildings	3	3	5
Units	56	21	56
Construction Value	\$3,095,000	\$900,000	\$3,334,702
<b>Totals</b>			
Buildings	17	18	23
Units	76	38	77
Construction Value	\$7,321,185	\$4,441,410	\$8,980,603

### 3 Year Comparison



## Permitted Inspections

**Total Inspections: 3,471**

Inspections are performed by state certified inspectors to assure compliance with code requirements and approved plans submitted for permits. Inspectors provide public safety by enforcing municipal state codes relating to construction, alteration, and installation of electrical, mechanical and plumbing equipment and systems. Inspections include site, foundation, footers, structural, electrical, air conditioning, ventilation, heating, insulation, windows, and doors. Inspections are carried out periodically throughout all construction phases until a certificate of occupancy is issued. The number of inspections completed for 2020 was approximately 17% lower than in 2019 due to COVID-19 restrictions.

## Permitted Plan Reviews

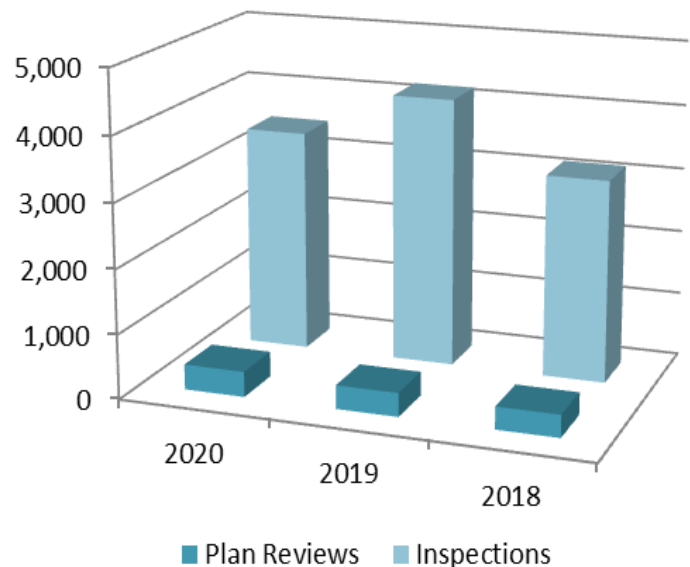
**Total Plan Reviews: 393**

State certified inspectors provide technical plan review of proposed construction plans and documents to verify conformance with structural and non-structural code requirements.

These projects can include new buildings, alterations, additions, and repairs to existing structures and signage. Inspectors conduct reviews in a timely, consistent, professional and courteous manner for each application. When necessary, preconstruction meetings are conducted for code interpretations and to resolve major code issues on larger projects prior to issuance of the permit. The number of plan reviews completed for 2020 was approximately 7% higher than in 2019.

### 3 Year Comparison

	2020	2019	2018
<b>Inspections</b>	3,471	4,189	3,149
<b>Plan Reviews</b>	393	367	349



## Demolition/Razing of Structures

In 2017, the City of Manitowoc initiated a Blighted Property Restoration Program. The purpose of the program was to mitigate the impact of blight and promote neighborhood revitalization by demolishing those structures that are beyond repair and to reduce the negative impacts of structures that have become unsafe or constitute a public nuisance.

<b>Commercial Demolition</b>			
<b>Date Opened</b>	<b>Description</b>	<b>Address</b>	<b>Job Value</b>
2/18/2020	BUILDING 400 CITY MAP / BUILDING 323 PROPERTY OWNER NUMBERING. RAZE 200' L X 100' W X 17' STORAGE BUILDING. APPROX 20,000 SF.	500 S 16TH ST	\$20,000
4/2/2020	RAZE FORMER WCUB RADIO STATION OFFICE. 3,504 SF. ENTRYWAY TO REMAIN	1915 MIRROR DR	\$10,000
4/6/2020	RAZE FORMER DAIRY QUEEN. 1,575 SF RESTAURANT STRUCTURE AND 400 SF DETACHED ACCESSORY BUILDING. FUTURE DEVELOPMENT PER SP 17-2019.	3506 CALUMET AVE	\$7,500
5/27/2020	RAZE 7,000 SF 2-STORY COMMERCIAL STRUCTURE. PAINTING PATHWAYS.	1230 WASHINGTON ST	\$22,500
7/24/2020	FORMER JOCHEMS. RAZE 8,919 SF COMMERCIAL STRUCTURE. CONDEMNATION ORDER	1806 WESTERN AVE	\$23,499
8/4/2020	RAZE OFFICE BUILDING 1610 N 8TH ST. 600 SF COMMERCIAL, SINGLE STORY	1610 N 8TH ST	\$1,500
8/21/2020	RAZE 6,459 SF 2 STORY STRUCTURE. FORMER KENNY B'S. CITY RAZE ORDER.	1216 WASHINGTON ST	\$23,250
9/1/2020	CITY RAZE ORDER. RAZE 12,831 SF 2-STORY COMMERCIAL BUILDING.	901 CHICAGO ST	\$71,555
<b>Residential Demolition</b>			
3/27/2020	RAZE 1.5 STORY SINGLE FAMILY RESIDENTIAL HOME. 1,404 SF.	813 MARSHALL ST	\$15,000
4/22/2020	CITY RAZE ORDER. RAZE 1,544 2-STORY 2-FAMILY RESIDENTIAL HOME AND RAZE 361 SF DETACHED ACCESSORY BUILDING	2002 MADISON ST	\$14,750
6/4/2020	RAZE 11 X 16 (176 SF) DILAPIDATED DETACHED ACCESSORY BUILDING PER VIOLATION NOTICE ISSUE #10245.	1311 MEDISON ST	\$1,400
7/14/2020	RAZE 368 SF DETACHED GARAGE PER ORDER OF THE BUILDING INSPECTOR.	3703 DIVISION ST	\$4,000

Residential Demolition Continued			
Date Opened	Description	Address	Job Value
7/29/2020	RAZE 480 SF DETACHED GARAGE.	2016 MARSHALL ST	\$2,000
8/31/2020	RAZE 2,036 SF 2-STORY 2-FAMILY RESIDENTIAL STRUCTURE. NO PERMIT FEE CITY RAZE ORDER.	4128 CUSTER ST	\$10,750
9/4/2020	RAZE 12 X 24 (288 SF) DETACHED ACCESSORY BUILDING.	1702 S 10TH ST	\$750
9/9/2020	RAZE 1,360 SF SINGLE STORY, SINGLE FAMILY RESIDENTIAL HOM AND 264 SF ATTACHED GARAGE.	4222 BROADWAY ST	\$12,500
9/21/2020	RAZE 1,434 SF SINGLE STORY SINGLE FAMILY HOME. FIRE DAMAGE 07/12/2020.	1005 N 40TH ST	\$5,000
9/28/2020	RAZE 624 SF SINGLE FAMILY, SINGLE STORY HOME	4429 BROADWAY ST	\$7,500
9/28/2020	RAZE 870 SF SINGLE STORY SINGLE FAMILY HOME AND 360 SF DETACHED ACCESSORY BUILDING	ARCHER ST	\$7,500
10/26/2020	RAZE 20 W X 30 L (600 SF) + 12' W X 18' L (216 SF) BARN.	4018 SENECA LN	\$1,500
11/10/2020	RAZE 916 SF SINGLE FAMILY HOME AND 330 SF DETACHED GARAGE.	1124 S 21ST ST	\$19,800
12/7/2020	RAZE 2-FAMILY, 2-STORY RESIDENTIAL HOME. 4,852 SF DWELLING AND DETACHED GARAGE DUE TO FIRE DAMAGE (12/4/2020).	707 FRANKLIN ST	\$21,000
12/23/2020	CITY RAZE ORDER. RAZE 925 SF SINGLE FAMILY RESIDENTIAL HOME.	1201 N WATER ST	\$6,250





# Minimum Housing & Property Maintenance Code Enforcement

Our Department is responsible for maintaining community compliance to protect the health, safety, and welfare of residents. Inspectors respond to calls regarding minimum housing and property maintenance concerns prioritizing their response to compliance issues with immediate threats to life-safety and public health. Per the US Census Bureau there are approximately 14,704 households in the City of which 66% are owner occupied.

In 2020, 445 new housing and property maintenance issues were received. A total of 3,785 actions were dedicated to compliance enforcement of new and existing issues. At the close of 2020, 488 new and existing cases were compliant and 97 citations were issued for non-compliant issues.

Minimum Housing & Property Standards Enforcement Activity									
Month	Complaint Intake	Cases Investigated	Actions Taken	Site Inspections	Orders/ Notices Issued	Compliance Voluntary	Compliance Citation	Compliance City Abated	Closed No Violation
January	25	88	206	81	32	13	0	0	2
February	24	102	217	91	25	13	4	1	3
March	33	115	232	107	24	37	5	2	3
April	52	157	424	175	45	46	5	1	2
May	40	150	320	148	31	21	4	3	13
June	49	169	403	191	44	36	3	2	10
July	46	149	330	150	33	29	5	4	9
August	53	169	404	171	52	30	4	3	8
September	29	156	322	165	24	28	5	2	3
October	45	157	377	167	48	45	8	2	4
November	29	128	294	137	30	25	8	2	3
December	20	123	256	135	20	21	4	1	2
<b>Total</b>	<b>446</b>	<b>617</b>	<b>3,785</b>	<b>1,718</b>	<b>408</b>	<b>348</b>	<b>55</b>	<b>23</b>	<b>62</b>

# 2020 Construction Activity



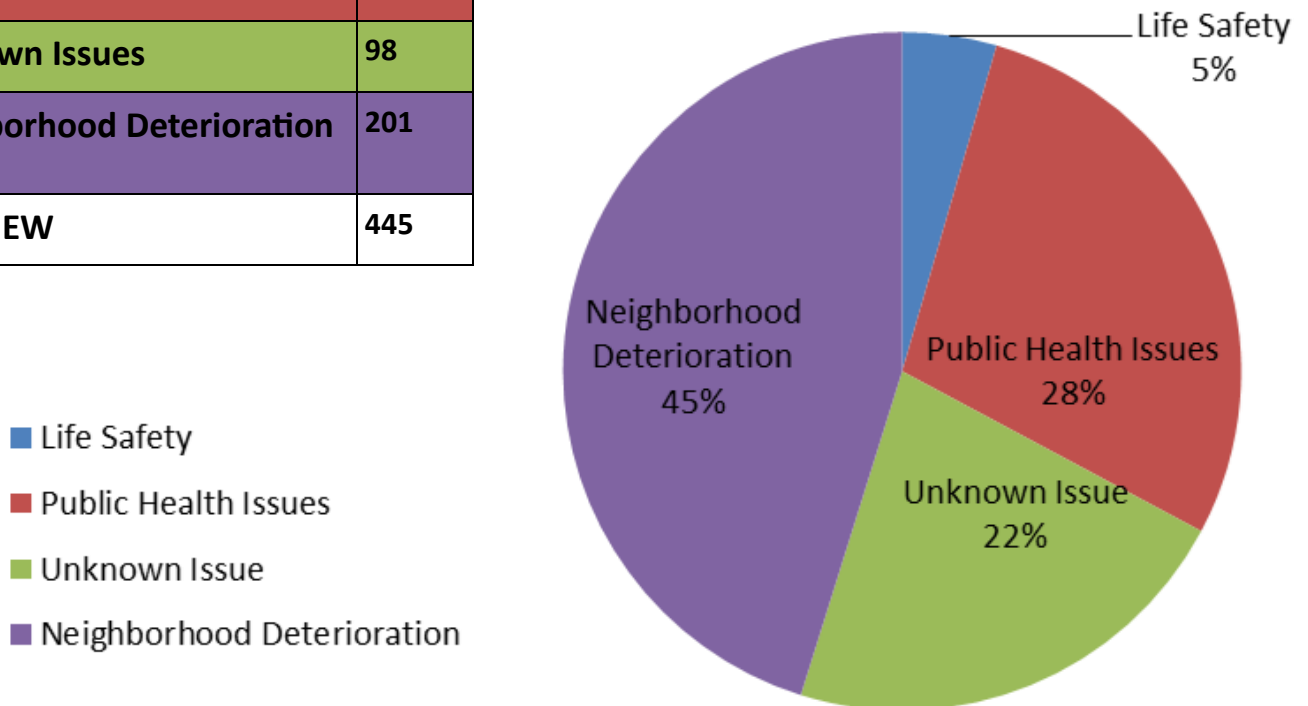


<b>NEW Issues by Type</b>	<b>2017</b>	<b>2018</b>	<b>2019</b>	<b>2020</b>
Bedroom/Basement	1	1	1	0
Condemnation	2	2	12	4
Electrical Issue	34	13	4	6
Heating Facilities	2	2	1	0
Porch/Deck	6	7	0	1
Swimming Pool	0	2	2	0
Unfit for Habitation Utilities	0	6	3	0
Unfit For Habitation Structure	0	0	2	5
Vison/Clearance	3	1	1	2
<b>Type 1: Life Safety</b>	<b>48</b>	<b>34</b>	<b>29</b>	<b>20</b>
Garbage	155	149	151	114
Rental Registration	0	0	0	12
<b>Type 2: Public Health Issues</b>	<b>155</b>	<b>149</b>	<b>151</b>	<b>126</b>
Exterior Plumbing	1	1	0	3
Housing Ordinance	43	66	135	77
Miscellaneous	13	27	13	14
No Permit	1	7	2	4
<b>Type 3: Unknown Issue</b>	<b>58</b>	<b>101</b>	<b>150</b>	<b>98</b>
Commercial	1	5	1	4
Exterior Protection	9	31	3	0
Fence	10	15	6	22
Firewood	0	0	0	1
Junk	77	65	77	108
Nondwelling Maintenance	5	8	1	0
Rummage Sale	0	1	2	0
Sign	9	5	6	16
Special Housing	0	0	0	0
Storm Water	6	1	3	2
Vehicle Junk	18	21	16	8
Vehicle Parking	50	46	27	34
Vehicle Repair	2	6	5	2
Zoning	3	2	4	4
<b>Type 4: Neighborhood Deterioration</b>	<b>190</b>	<b>206</b>	<b>151</b>	<b>201</b>

	2017	2018	2019	2020
Total All NEW Issues	451	490	481	445

Life Safety	20
Public Health Issues	126
Unknown Issues	98
Neighborhood Deterioration	201
<b>Total NEW</b>	<b>445</b>

## New Issue by Type



## Compliance Issue Prioritization

1. **Life Safety Issue:** This issue places the public in imminent physical danger.
2. **Public Health Issue:** This issue exposes the public or property to substantial risk of disease, infestation of other unsanitary conditions.
3. **Unknown Issue:** This issue must be investigated to some level to determine if it places the public in imminent physical danger or exposes the public or property to substantial risk of disease, infestation of other unsanitary conditions.
4. **Performance on Zoning or Permits Issue:** This issue results from a permit or other approval by the city where staff are obligated to enforce codes.
5. **Neighborhood or Business Deterioration Issue:** This issue is neither a life-safety issue nor a public health issue but contributes to the deterioration of a neighborhood or business district.



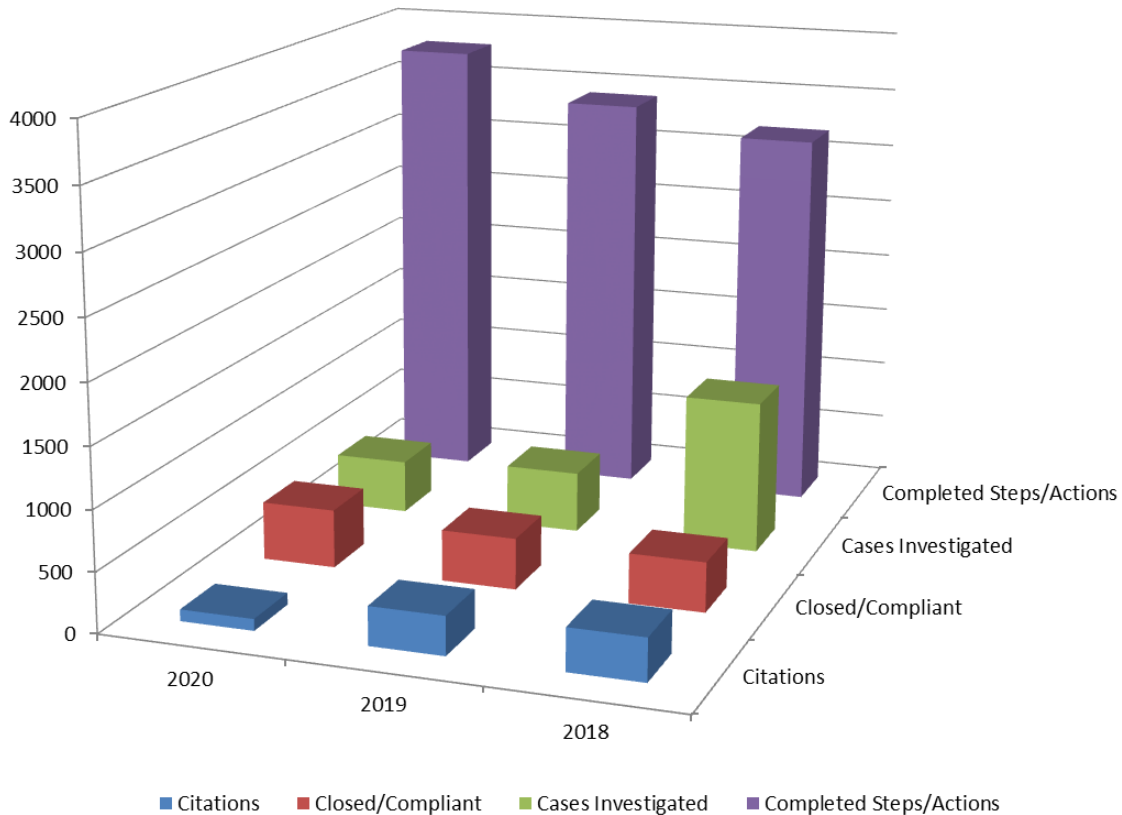
Issue Status	2018	2019	2020
Cases Investigated	1,275	509	445
Closed/Compliant	416	427	488
Citations	354	322	97

Issue Steps/Actions Taken	2018	2019	2020
Completed Steps/Actions	3,186	3,400	3,785

## Actions Taken

1. Receipt of Complaint, Inspection / Investigation, Field Warning, Documentation of Findings and Digital Photos, Compliance Letter, Record of Contact By Email, Phone or Walk-In (Staff or Citizen), Inspection for Compliance, Issuance of Citation and Assessment of Fees.
2. Site Inspections: Inspect / Investigate, Inspect for Compliance, Final Inspection.
3. Orders / Notices Issued: Field Warnings, Placard Postings, Letters, Bid & Demo Notifications

## 3 Year Comparison





August 25, 2020 at 12:54:22 PM  
Manitowoc, WI 54220



July 21, 2020 at 11:07:13 AM  
Manitowoc, WI 54220





# Firefighters Sworn In

*"You have passed the probationary period and have become a sworn Firefighter of the Manitowoc Fire Rescue Department. You have earned the right to wear the badge. Wear it proudly and understand the responsibility that comes with it. We have a long and proud history at the Manitowoc Fire Rescue Department, and now it is your time to write the next chapter."*

## City of Manitowoc Firefighter Swearing in Ceremony September 21st, 2020





## Mark R. Lyman II



I am from Greenfield Wisconsin and moved to the Manitowoc area in 2019 to start my career with the Manitowoc Fire Rescue Department. I received my Associates Degree in Fire Protection from MATC (Milwaukee Area Technical College) and my Paramedic Certification from Gateway Technical College. My interests and hobbies include sports off all kinds, hunting, video games, and movies. Prior to moving to Manitowoc I worked for the Waterford Fire Department for four years. I am excited to learn and grow in this new city!

## Christian M. Rodriguez



I was born in Los Angeles, California and my parents moved to Wisconsin when I was still an infant. I grew up around Milwaukee with my Mom, Dad, and brother. My interests include computer/tech such as building and upgrading computers and reading about the latest advances in tech (I was originally going to school for Computer Science.) I go to Brewers, Packers, and Bucks games when I can. Recently I have started becoming very interested in cars and hope to increase my mechanic skills. I go kayaking occasionally, biking, and recently have tried my hand at rock climbing. I used to play a lot of video games but haven't had the time lately. I first started working as a firefighter for the Lannon Fire Department. I then started working for the Hartland, Menomonee Falls, and Merton Fire Departments concurrently. Excited to meet you all!




# Firefighter Of The Year

## Jeremy Reichwald



Firefighter Paramedic Jeremy Reichwald has been awarded the Noon Rotary Firefighter of the Year. Due to the COVID-19 pandemic the award was presented in the Council Chambers following guidelines and restrictions. A large ceremony will be presented in 2021.





# Retirements

## **Bryan Kassube**

Motor Pump  
Operator

Hired: April 24th,  
2000 Retired:  
September 12th,  
2020



## **Fred Pfile**


Captain

Hired: August 30th,  
1994  
Retired: December  
30th, 2020

## **Gregg Kadow**

Deputy Fire Chief

Hired: May 9th, 1994  
Retired: May 9th, 2020





# Military Veterans

Bradley Olivera - Navy



Rodger Whiteside - Coast Guard



Jeremy Reichwald - Marine Corps



Thank you to our Veterans currently working for the Manitowoc Fire Rescue Department!