


Capital Project Request Form



Request Type:

Department: Date:

Title of Request:

Department Priority

Linked to another project?
 Yes
 No

Project Request is: New Replacement Modification
Estimated Useful Life:

This is a limited field, please attach documents for more detail.

Description:

Basis of Cost: Quote Bid Estimate
Total Cost

B = 21,000

Revenue (if any) Net Cost





Will there be additional costs in future years to complete this project?

select one: Yes No
If yes, amount?

Finance Dept: Account Sent to Dept:

Action:

CAW6 recommends to fund project.

Aye	Nay
   	

RTURNER CONSTRUCTIONLLC
4104 HECKER RD
MANITOWOC, WI 54220
PHONE:(920)684-6270 / (920)973-4501
FAX:(920)684-6270

CONTRACT
JANUARY 27, 2019

EVERGREEN CEMETARY
2221 MICHIGAN AVE
MANITOWOC, WI 54220

OPTION 1—FORM & PORE NEW CONCRETE RETAINING
WALLS, 8" THICK, 6'-0" HIGH, 14'-0" WIDE, AGAINST
NORTH WALL AND 2- 16'-0" OUTSIDE WALLS.
REINFORCED WITH $\frac{1}{2}$ " REROD, 24" O.C. BOTHWAYS.

\$4025.00

OPTION 2—INSULATE ALL WALLS ON WEST END OF
SHOP W/ R25 INSULATION. HANG ALL NEW INSULATION
WITH SPECIAL HANGERS AND WHITE FABRIC VAPOR
BARRIER AND STRAPING.

\$3200.00

~~OPTION 3—INSTALL NEW 28 GA STEEL WHITE LINER
PANEL, 8'-0" HIGH OVER NEW INSULATION. \$2025.00~~

~~OPTION 4—INSTALL NEW 28 GA STEEL WHITE LINER
PANEL FULL HEIGHT OVER NEW INSULATION. \$3675.00~~

OPTION 5—INSTALL NEW $\frac{1}{2}$ " BCX PLYWOOD, 8'-0" HIGH
OVER NEW INSULATION.

\$1475.00

OPTION 6—INSTALL NEW 10'-6" X 12'-0" T150 WHITE
2-SIDED STEEL INSULATED COMMERCIAL DOOR R14.5
W/STD LIFT AND 2 HEAVY DUTY REVERSE ANGLE
TRACK WITH MT50 LIFT MASTER MEDIUM DUTY
TROLLEY ELECTRIC OPERATOR WITH 3-BUTTON
STATION AND 2 REMOTES. \$ 3375.00

OPTION 7—TO ADD EXTRA LIGHT SWITCH TO SOUTH
SERVICE DOOR. ADDRECEPTICAL FOR NEW GARAGE
DOOR OPENER. \$1910.00

OPTION 8—TO INSTALL MODINE HOTDOG 100,000 BTU
GARAGE HEATER.
INSTALL 6"IN-LINE EXHAUST FAN WITH DUCT WORK
DOWN TO 18" ABOVE FINISHED FLOOR. THIS UNIT
NEEDS TO RUN CONTINUOUSLY.
INSTALL CAPTIVE AIRE CENTIFUGAL 1200 CFM
EXHAUST FAN TO WORK IN CONJUNCTION WITH CO-
ND2 GAS DETCTOR AND POWERED FLANGED WALL
LOUVER. WITH NEW 24" X 24" OPENING FOR LOUVER
AND EXHUAST FAN. \$9520.00

= \$23505.00

PROPOSAL MAY BE WITHDRAWN IF NOT ACCEPTED IN
30 DAYS

½ PAYMENT DUE TO START JOB = 11752.50
PAYMENT IN FULL AT COMPLETION


OK

SIGNATURE _____