

Aurora BayCare Manty Clinic Summary

City of Manitowoc
YTD July 2016



Aurora BayCare Medical Center



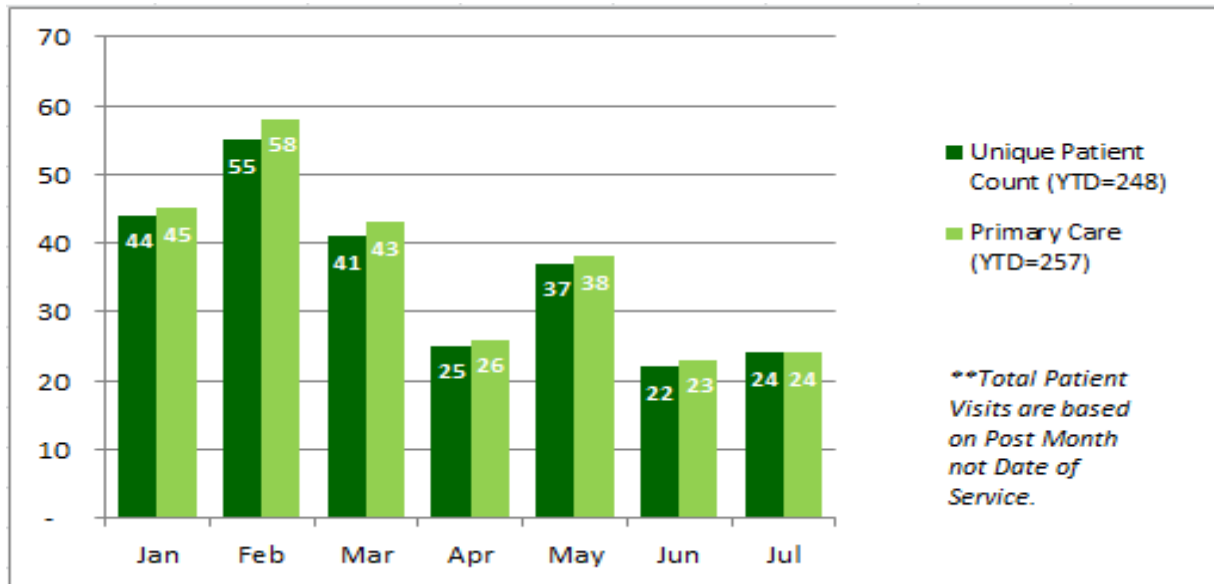
Aurora Health Care®



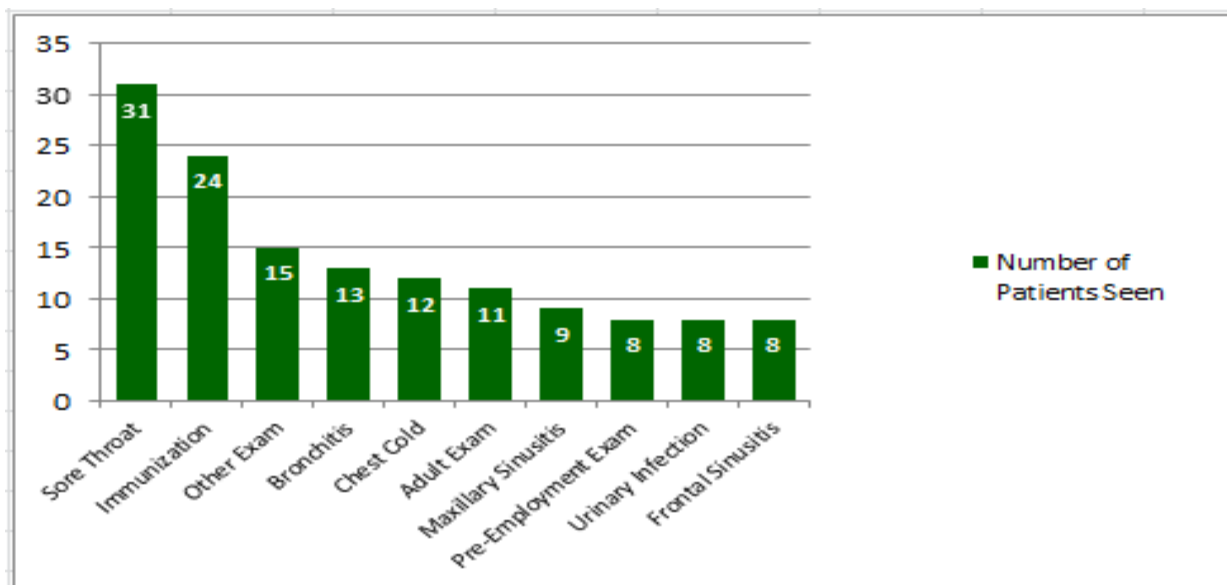
BAYCARE CLINIC®

Utilization of Clinic

Number of Patient Visits

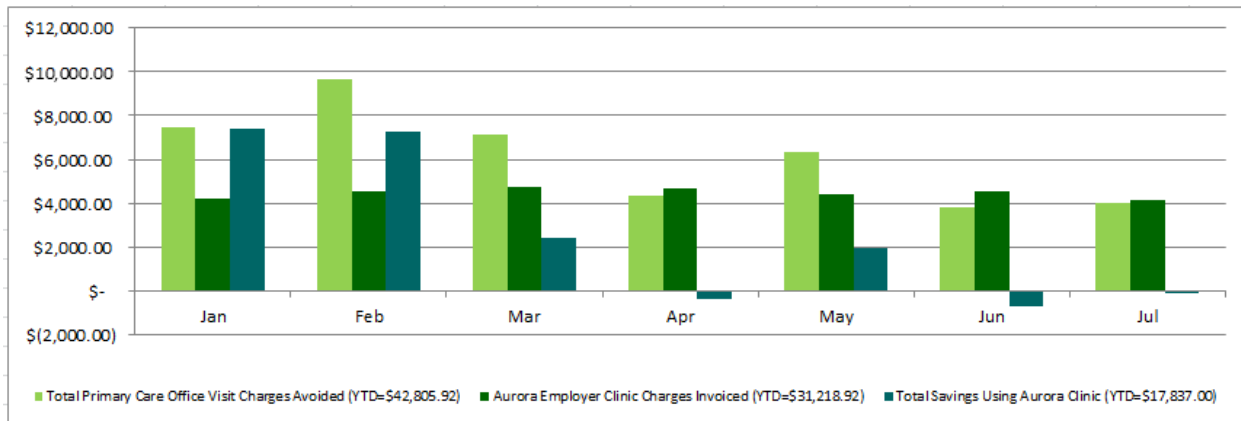


Top Diagnoses Treated



Clinic Analysis

(Clinic cost average being updated in August)



	Jan	Feb	Mar	Apr	May	Jun	Jul	YTD Jul 2016
Total Primary Care Office Visit Charges Avoided	\$7,495.20	\$9,660.48	\$7,162.08	\$4,330.56	\$6,329.28	\$3,830.88	\$3,997.44	\$42,805.92
Aurora Employer Clinic Charges Invoiced	\$4,217.98	\$4,511.13	\$4,738.74	\$4,683.59	\$4,410.06	\$4,546.37	\$4,111.05	\$31,218.92
Total Savings Using Aurora Clinic	\$7,376.45	\$7,300.12	\$2,423.34	(\$353.03)	\$1,919.22	(\$715.49)	(\$113.61)	\$17,837.00

Total Visit Types	Jan	Feb	Mar	Apr	May	Jun	Jul	YTD Jul 2016
Office Visit, New Patient, Level II	-	-	-	1	3	1	-	5
Office Visit, New Patient, Level III	12	7	-	-	1	-	-	20
Office Visit, New Patient, Level IV	1	-	-	-	1	-	1	3
Office Visit, Est Patient, Level II	-	1	-	-	3	-	-	4
Office Visit, Est Patient, Level III	24	33	22	18	19	2	1	119
Office Visit, Est Patient, Level IV	6	16	17	6	10	17	17	89
Preventive Care, New Patient Age 40-64	1	-	-	-	-	-	-	1
Preventive Care, Est. Patient Age 12-17	-	-	-	-	-	2	3	5
Preventive Care, Est. Patient Age 18-39	-	1	1	1	-	-	-	3
Preventive Care, Est. Patient Age 40-64	1	-	3	-	1	1	2	8
Grand Total	45	58	43	26	38	23	24	257

Vaccinations & Pre Employment	Jan	Feb	Mar	Apr	May	Jun	Jul	YTD Jul 2016
90651 HPV VACCINE 9 VALENT	-	-	3	-	-	-	-	3
90715 TETANUS/DIPHTHERIA/ACELLULAR PERTUSSIS	-	-	2	-	3	-	2	7
90686 INFLUENZA QUADRIVALENT SPLIT P FREE > 3 YRS VACCINE	-	-	1	-	-	-	-	1
86580 TB INTRADERMAL TEST	-	-	1	-	-	1	-	2
OH143 RAPID TEST DRUG KIT & COLLECTION 10 PANEL	-	-	-	1	5	-	-	6
Grand Total	-	-	7	1	8	1	2	19

Employee Survey Summary

We asked your employees to rate their satisfaction with the care they received. Below are the aggregate results of all employees completing the quarterly survey as of June 2016.

