

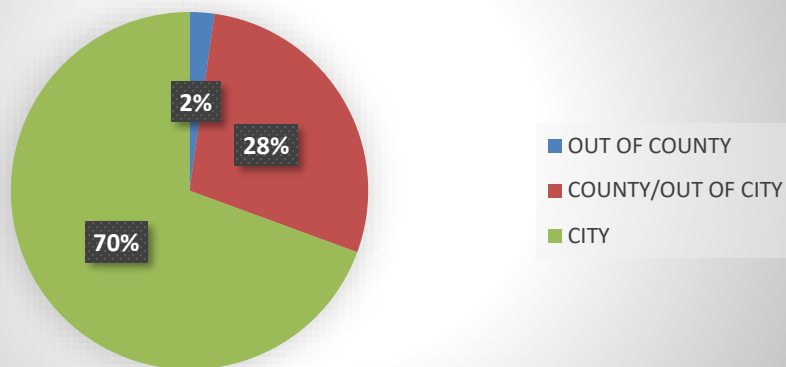
# MPL Program Attendance Demographic Breakdown

Total Programs Measured\* = 25

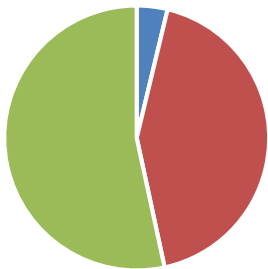
Total Attendees Measured = 3,036

*\*Selected programs from March through June 2019*

## Overall Programming Breakdown

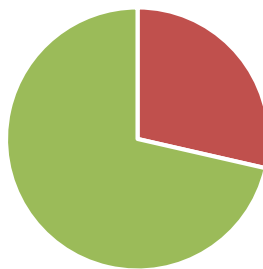


### Adult Programs



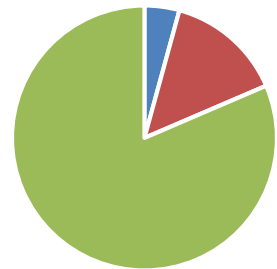
■ OUT OF COUNTY  
■ COUNTY/OUT OF CITY  
■ CITY

### Teen Programs



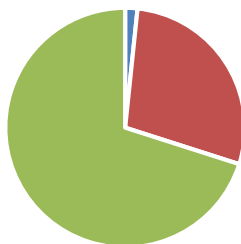
■ OUT OF COUNTY  
■ COUNTY/OUT OF CITY  
■ CITY

### Youth Programs



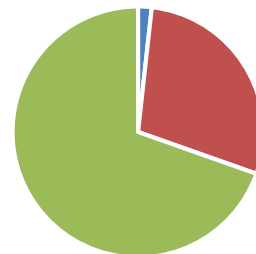
■ OUT OF COUNTY  
■ COUNTY/OUT OF CITY  
■ CITY

### Library-Wide Programs



■ OUT OF COUNTY  
■ COUNTY/OUT OF CITY  
■ CITY

### Summer Reading Program Only



■ OUT OF COUNTY  
■ COUNTY/OUT OF CITY  
■ CITY