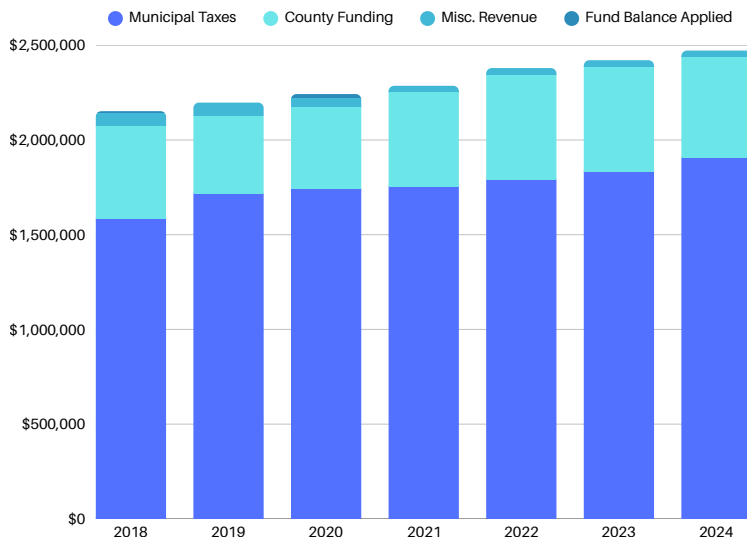


FINANCIAL OVERVIEW

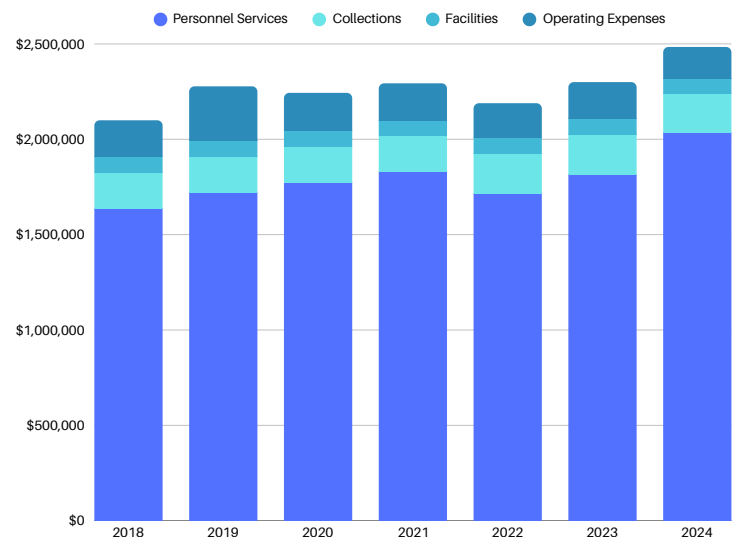
OPERATING REVENUE

Library Revenue (Actual) 2018 - 2024




OPERATING EXPENSES

Library Expenses 2018 - 2024



VALUE OF SERVICES



Electronic Databases
Programming & Promotion
Summer Reading Program
Educational Supplies
Other Contractual Services

Professional Services
Staff Development
Computer Equipment
Furniture & Furnishings
Summer Intern

\$135,673



2024 EXPENSES

NOT COVERED

IN OPERATING BUDGET
& SUPPORTED BY

MANITOWOC
PUBLIC LIBRARY
FOUNDATION

FRIENDS OF
MANITOWOC
PUBLIC LIBRARY

Represents books, magazines, movies, music, and adventure passes borrowed, programs attended, computers used, meeting rooms used, and research provided in 2024.

Generated using <https://ilovelibraries.org/what-libraries-do/calculator/>



**manitowoc
public library**

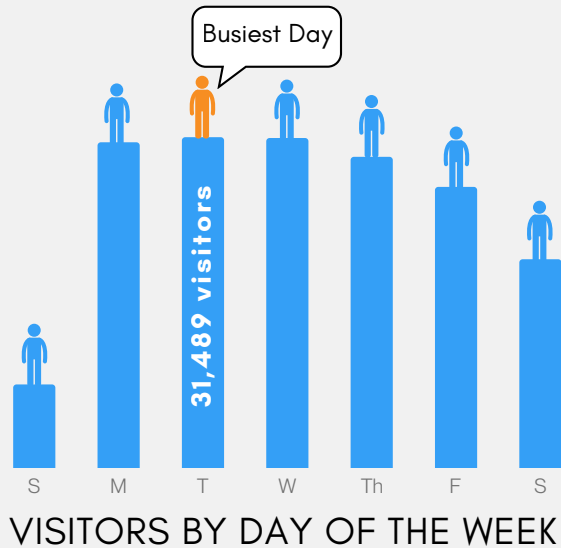
MANITOWOC PUBLIC LIBRARY • 2024 HIGHLIGHTS

PEOPLE



178,265

LIBRARY VISITORS ↑ 3.1%



15,697

ACTIVE LIBRARY CARDHOLDERS



2,225
VOLUNTEER HOURS



ANSWERED
70,678
QUESTIONS



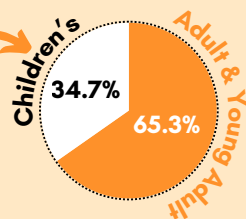
401 + 19,554
PROGRAMS TOTAL ATTENDEES

COLLECTIONS



324,452

Physical Items
Checked Out



63,863

Total Digital Books
Checked Out

↑ 16.2%



1,290

New Youth Playaway
Audiobooks Checked Out

46,327

Interlibrary Loan
Items Received



41,454

Interlibrary Loan
Items Lent

SERVICES



3,085

Study Room Uses



496

Meeting Room Uses



13,949

Computer Use Sessions



13,668

Wi-Fi Uses



5,544

Books Delivered to
the Homebound



45

One-to-One Literacy
Tutor/Learner Pairs



54

Outreach
Opportunities

↑ 35%