

**CITY OF MANITOWOC  
FIRE & RESCUE DEPARTMENT**  
**APRIL 2026  
MONTHLY METRICS**



**INCIDENTS**

**547**



**474**



**73**

**BUDGET**

Monthly Expenses: \$615,667.90



LEAVE/PAY SUMMARY - YTD HRS	A	B	C
VAC/HOL/Funeral/ED	2,194.5	1,967	1,945.25
Report/Call-Out	10.5	2.5	6
Sick Leave	831.25	511	895.25
Overtime	286.03	837	887.59

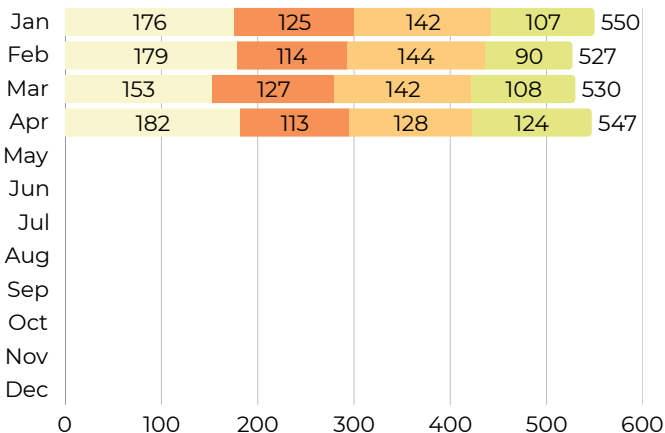
PROFESSIONAL DEVELOPMENT	HOURS	ATTENDEES	FIRE PREVENTION	MONTH	YTD
Administration & Organization	6.75	9	Plan Review	3	12
Apparatus Operation	223.00	36	Fire Inspections	115	444
EMS	35.74	20	Violations	33	142
Fire Suppression & Tactics	311.50	43	Violations Corrected	4	28
Technical Rescue	4.50	5	Public Education Events	4	14
Officer Development	22.50	10	Adult Participants	42	124
			Children Participants	17	102
			Fire Suppress Systems	4	9

**FIRE TOTAL COMPARISON**  
**APRIL 2025: 74**  
**APRIL 2026: 73**

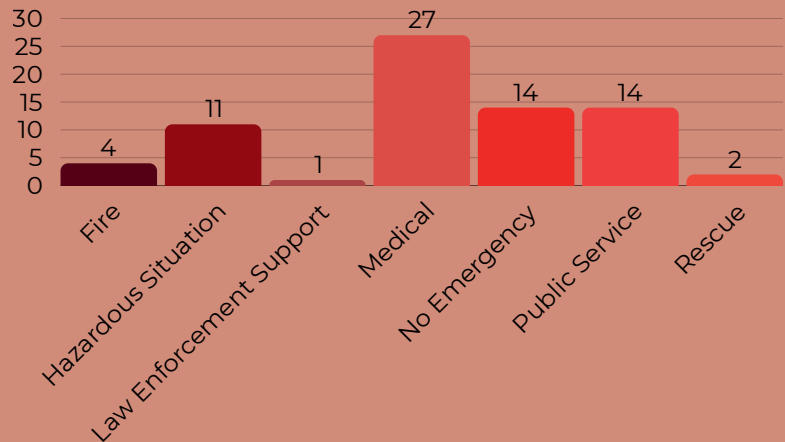


**TOTAL EMS/FIRE  
INCIDENTS BY STATION**

● 1 ● 2 ● 3 ● 4



**FIRE INCIDENT TYPES**



- Fire:** Outside, Special, Structure, and Transportation Fire
- Hazardous Situation:** Hazard Non-Chemical, Hazardous Materials, Investigation, and Overpressure
- Law Enforcement Support**
- Medical:** Illness, Injury/Trauma, and Other
- No Emergency:** False Alarm, Good Intent, and Cancelled
- Public Service:** Alarms (Non Medical), Citizen Assist, Disaster/Weather, and Other
- Rescue:** Outside, Structure, Transportation (Land), and Water

## SIMULTANEOUS CALLS



122  
25.74%

## AVERAGE RUN TIME

45.7 MINS

TURNOUT TIME  
< 2 MINUTES

93.04%



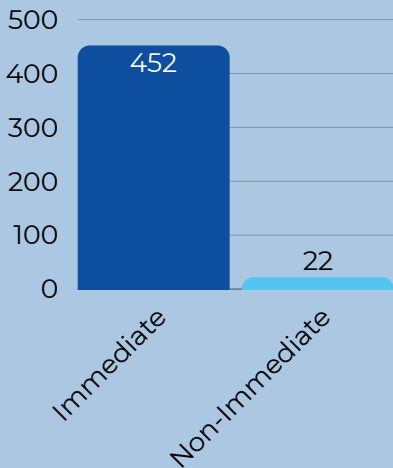
TRAVEL TIME  
< 5 MINUTES

61.81%

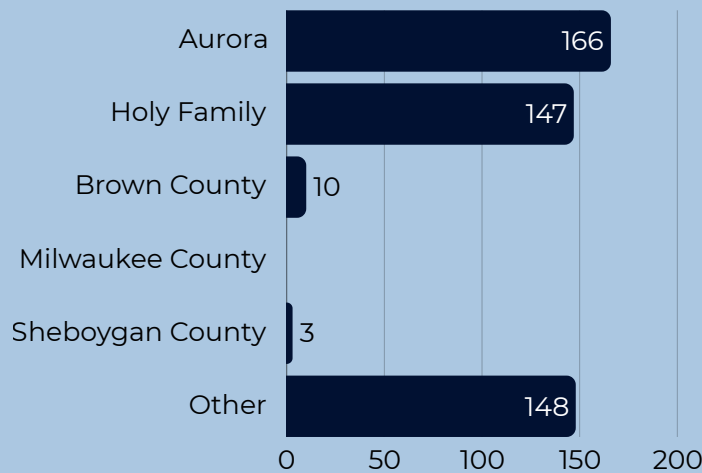


Top 10 Incidents	Month	% of Total Calls
Sick Person	117	24.68%
Falls	90	18.99%
Breathing Problem	33	6.96%
Chest Pain (Non-Traumatic)	24	5.06%
Unconscious/Fainting/Near-Fainting	23	4.85%
Heart Problems/AICD	19	4.01%
Unknown Problem/Person Down	17	3.59%
Convulsions/Seizure	14	2.95%
Psychiatric Problem/Abnormal Behavior/Suicide Attempt	10	2.11%
Stroke/CVA	10	2.11%

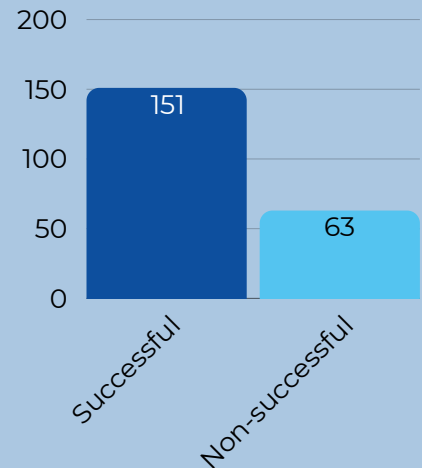
## AMBULANCE RESPONSE



## TRANSPORT DESTINATION

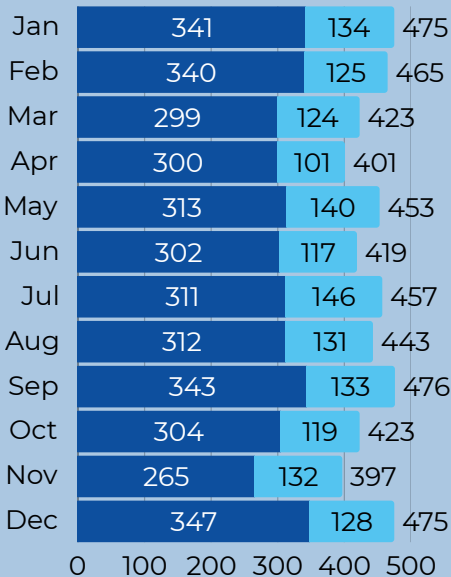


## IV STARTS

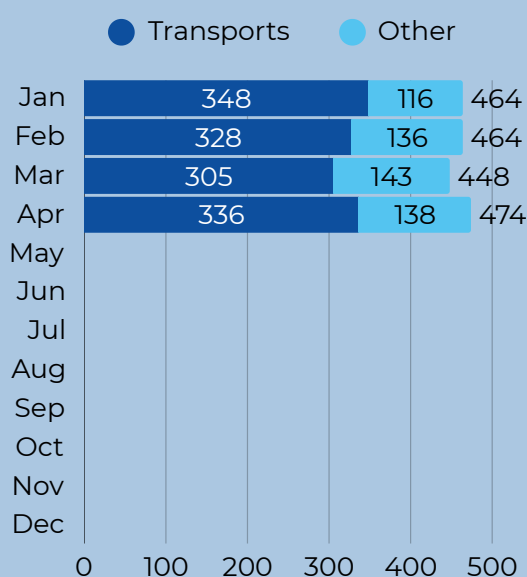


## TRANSPORTS VS TOTAL CALLS

### PRIOR YEAR



### CURRENT YEAR



## YTD TOTAL CALLS

