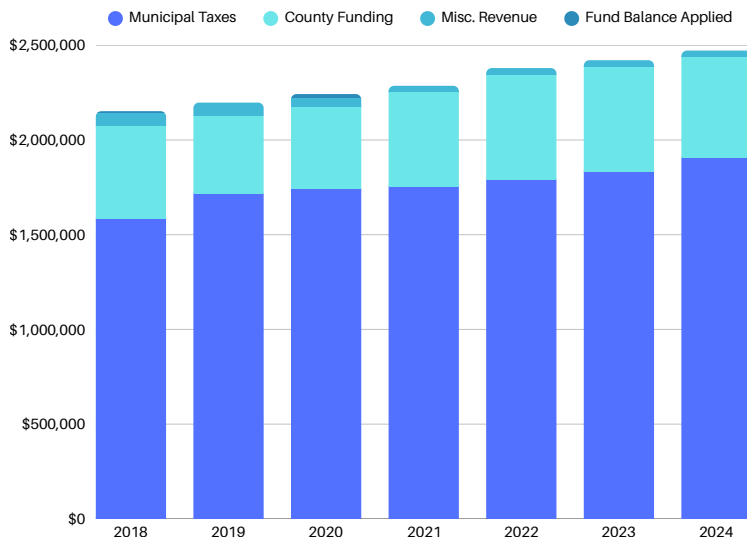


# FINANCIAL OVERVIEW

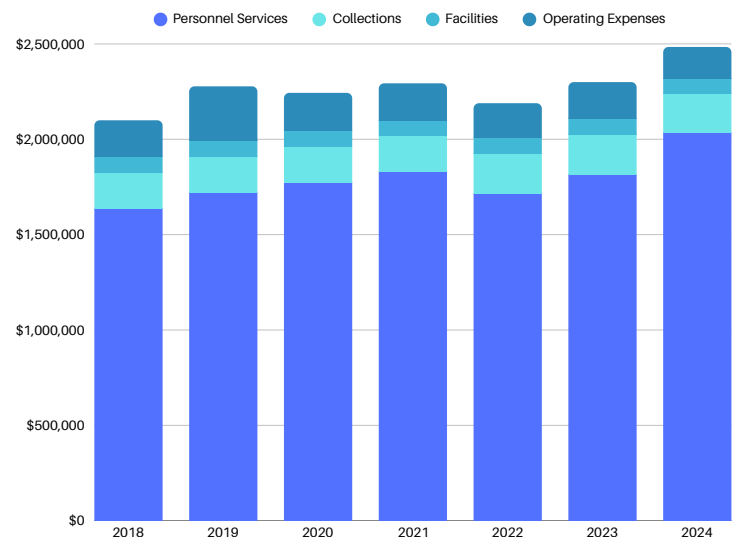
## OPERATING REVENUE

Library Revenue (Actual) 2018 - 2024



## OPERATING EXPENSES

Library Expenses 2018 - 2024



## VALUE OF SERVICES



Electronic Databases  
Programming & Promotion  
Summer Reading Program  
Educational Supplies  
Other Contractual Services

Professional Services  
Staff Development  
Computer Equipment  
Furniture & Furnishings  
Summer Intern

**\$135,673**



2024 EXPENSES

**NOT COVERED**

IN OPERATING BUDGET  
& SUPPORTED BY

MANITOWOC  
PUBLIC LIBRARY  
FOUNDATION

FRIENDS OF  
MANITOWOC  
PUBLIC LIBRARY

Represents books, magazines, movies, music, and adventure passes borrowed, programs attended, computers used, meeting rooms used, and research provided in 2024.

Generated using <https://ilovelibraries.org/what-libraries-do/calculator/>



**manitowoc  
public library**

# MANITOWOC PUBLIC LIBRARY • 2024 HIGHLIGHTS

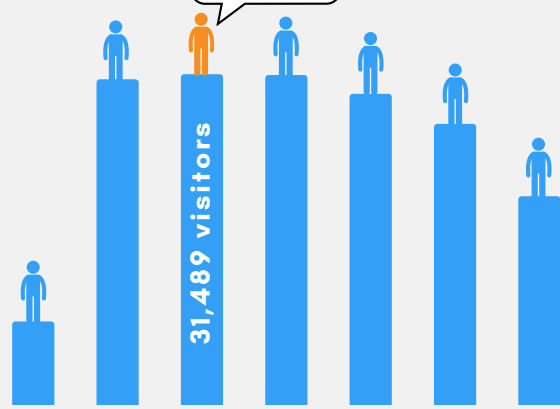
## PEOPLE




178,265

**LIBRARY VISITORS** ↑ 3.1%

Busiest Day



VISITORS BY DAY OF THE WEEK



15,697

**ACTIVE LIBRARY  
CARDHOLDERS**



2,225  
**VOLUNTEER  
HOURS**



**ANSWERED  
70,678  
QUESTIONS**

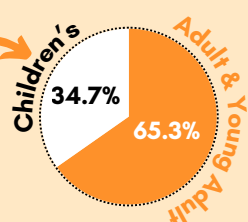


401 + 19,554  
**PROGRAMS + TOTAL ATTENDEES**

## COLLECTIONS



324,452  
Physical Items  
Checked Out



63,863  
Total Digital Books  
Checked Out

↑ 16.2%



1,290  
New Youth Playaway  
Audiobooks Checked Out

46,327  
Interlibrary Loan  
Items Received



41,454  
Interlibrary Loan  
Items Lent

## SERVICES



3,085 Study Room Uses



496 Meeting Room Uses



13,949 Computer Use Sessions



13,668 Wi-Fi Uses



5,544 Books Delivered to  
the Homebound



45 One-to-One Literacy  
Tutor/Learner Pairs



54 Outreach  
Opportunities

↑ 35%